



2012 Annual Report to the School Community

Wattle View Primary School
School Number: 5012



Government School Performance Summary 2012

What our school is doing

Wattle View Primary School

Wattleview Primary School is situated in Ferntree Gully and is next door to Wattleview Pre-School enabling us to maintain strong links with the kindergarten. In 2012, our student numbers were 258 with the largest cohort in Year 6. Wattleview had 11 classes that were run by 13 class teachers and we provided specialist classes in Physical Education, Performing Arts and Visual Arts. The classroom teachers and programs were supported by 7 Education Support Officers who carried out a number of roles including office administration, library technical support, language program delivery and intervention program delivery. Wattleview continued to place a strong emphasis on Student Wellbeing and management. Staff worked together to provide an inclusive environment, taking into account the needs of the learner and continued high expectations of student behaviour. This is fully supported by the Principal Class officers and a committed School Council. Wattleview staff participate in regular professional learning forums regarding Literacy, Numeracy and Student Wellbeing continuing on with the focus on our 2011 – 2014 School Strategic Plan. There were many successful whole school events culminating in our Carols night in December.

Student Learning	Student Engagement and Wellbeing	Student Pathways and Transitions
<p>Throughout 2012 Literacy and Numeracy has continued to dominate our Staff Professional Learning Forums. Our performance continues to be maintained in the middle 60% band of Victorian Government Schools , We have shown an improvement in the area of Year 5 numeracy with our results increasing to be back in line with similar schools.</p> <p>In 2012 we increased our staffing resources to provide greater support for students in the areas of Literacy and Numeracy. As well as the Language Intervention Program and Early Reading Intervention program being maintained, another intervention program was started to specifically target P-2 students. There was also a staff member assigned to provide Literacy and Numeracy intervention to students across the school, as well as providing WANNIK tutoring. Teachers across the school have worked together during staff professional development sessions to analyse data and to put forward strategies and ideas for improvement. As a staff we participated in whole school moderation of writing tasks to enable us to see examples of work from P-6. Teachers discussed the need to increase explicit teaching times to maximise learning opportunities</p> <p>Extension maths programs were also offered during the year catering for students from Yr 2-6. This program will continue to develop through 2013.</p>	<p>Wattleview Primary School is built on a strong foundation of developing a positive school culture. This is based on a belief that all students have the right to be provided a safe and secure learning environment. A key component of the school's approach is the teaching of positive behaviours and the use of logical consequences to address inappropriate behaviour. We achieve this by providing a clear, shared understanding of the "ways we should treat others and be treated". This is strongly supported through the provision of programs and processes including Restorative Practices, You Can Do It, Prep – Year 6 Buddies and a variety of targeted Social Skills programs. Level 4 has continued to facilitate Boys and Girls Club which aims to support peer issues and resilience. We have a high quality Leadership Program, providing students with opportunities to build on skills through JSC, conducting assemblies, charity work and other leadership activities. School leaders organised and ran whole school House sporting events throughout the year. Our Chaplaincy program continues to be highly valued by the school community. This provides pastoral care to families and individuals.</p> <p>We continue to emphasise zero tolerance towards all forms of bullying including cyberbullying. In 2012, 'Solving the Jigsaw' was implemented throughout Years 3-6 by the classroom teachers as facilitators.</p>	<p>Student Pathways and Transitions continued to be a focus of our School Strategic Plan. We maintained strong links between the School and the pre-schools with many visits being undertaken by classroom teachers and Principal Class officers to facilitate a smooth transition for all new students. During Term 4 there were many opportunities for 2013 Prep students and parents to connect with the school. At Wattleview we provide activities at each year level to allow students a positive entry into their new grade. Staff continued to explore the difficulties that some students face as they move through the school. Throughout professional learning forums, staff identified the transition between years 2 and 3 as being a crucial stage of learning development. This provided a focus for staff professional learning , giving them opportunities to participate in moderation sessions and curriculum writing to take into account the developmental stages of learning. This will continue to be a work in progress throughout the 2011 -2014 Schools Strategic Plan. Our transition of students from year 6 to year 7 continued to be strong. We supported the programs offered by the Secondary Setting and provided support to students as they neared the end of their primary school years. The Year 6 Graduation during the last week of the school year celebrated the successes of student achievements.</p>

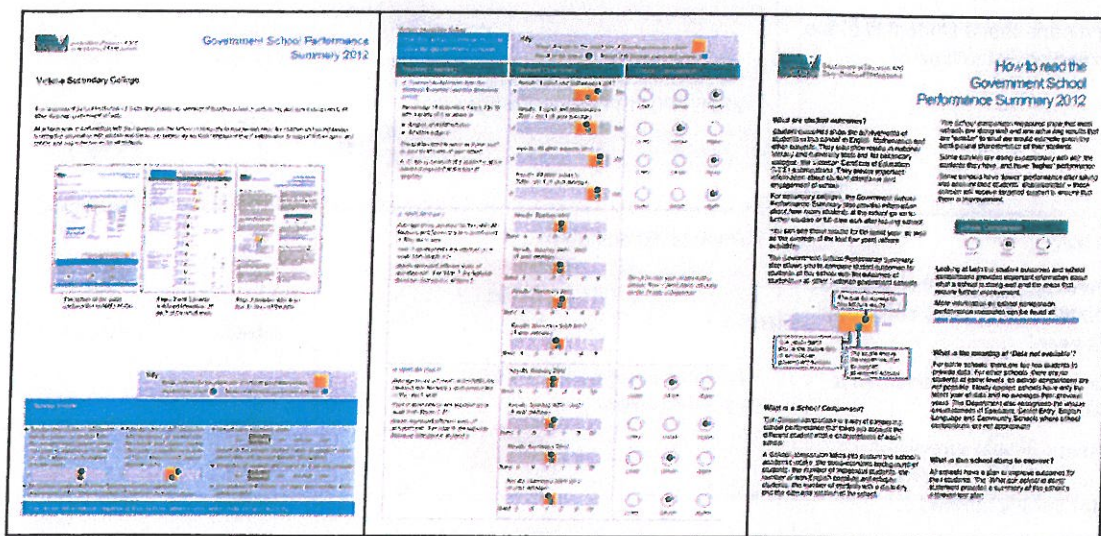
For more detailed information regarding our school please visit our website at

[enter school URL/website here]

Wattle View Primary School

The Government School Performance Summary provides an overview of how this school is performing and how it compares to all other Victorian government schools.

All schools work in partnership with their school community to improve outcomes for children and young people. Sharing this information with parents and the wider school community will foster engagement and collaboration to support further gains and positive learning experiences for all students.



The bottom of this page contains this school's profile.

Pages 2 and 3 provide a detailed breakdown of each of the result areas.

Page 4 provides advice on how to interpret the data.

Key:

Range of results for the middle 60% of Victorian government schools:

Result for this school: Median of all Victorian government schools:

School Profile

- Average level of parent satisfaction with the school, as derived from the annual *Parent Opinion* survey. The score is reported on a scale of 1 to 7, where 7 is the highest possible score.



- Average level of staff satisfaction with the school, as derived from the annual *Staff Opinion* survey. The score is reported on a scale of 1 to 5, where 5 is the highest possible score.



- Overall socio-economic profile

low low-mid mid mid-high high

Based on the school's Student Family Occupation Index which takes into account parents' occupations.

- Proportion of students with English as a second language

low low-mid mid mid-high high


- All Victorian government school teachers meet the registration requirements of the Victorian Institute of Teaching (www.vit.vic.edu.au).



- 255 students (124 female, 131 male) were enrolled at this school in 2012.

For more information regarding this school, please visit www.vrqa.vic.gov.au/sreg

How this school compares to all Victorian government schools

Key:

Range of results for the middle 60% of Victorian government schools: 

Result for this school:  Median of all Victorian government schools: 

Student Engagement and Wellbeing

6. Student attendance

Average attendance rate of all students in the school. Common reasons for non-attendance include illness and extended family holidays.

Results: 2011



Results: 2008 - 2011 (4-year average)



Average 2011 attendance rate by year level:

Prep	Yr1	Yr2	Yr3	Yr4	Yr5	Yr6
93%	94%	94%	93%	96%	95%	92%

Student Outcomes

School Comparison



Lower



Similar



Higher



Lower



Similar



Higher

7. Student attitudes to school

Derived from the *Attitudes to School* survey completed annually by Victorian government school students in Years 5 to 12. It includes questions about students' engagement in and enjoyment of school. The school's average score is reported here on a scale of 1 to 5, where 5 is the highest possible score.

Results: 2012



Results: 2009 - 2012 (4-year average)



Lower



Similar



Higher



Lower



Similar



Higher

Financial Performance and Position

Financial Performance – Operating Statement Summary for the year ending 31st December, 2012

Revenue	2012 Actual
Departmental Grants	\$163,811
Commonwealth Government Grants	\$21,421
State Government Grants	\$0
Other	\$17,504
Locally Raised Funds	\$166,657
Total Operating Revenue	\$369,393
Expenditure	
Salaries and Allowances	\$55,284
Bank Charges	\$882
Consumables	\$48,014
Books and Publications	\$313
Communication Costs	\$6,097
Furniture and Equipment	\$34,628
Utilities	\$18,876
Property Services	\$103,021
Travel and Subsistence	\$68
Motor Vehicle Expenses	\$0
Administration	\$6,346
Health and Personal Development	\$248
Professional Development	\$4,771
Entertainment and Hospitality	\$0
Trading and Fundraising	\$40,126
Support / Service	\$25,636
Miscellaneous	\$51,131
Total Operating Expenditure	\$395,441

Net Operating Surplus/-Deficit **-\$26,048**

Capital Expenditure **\$0**

Please note that the above amounts do not include any credit revenue or expenditure allocated or spent by the school through its Student Resource Package

Financial Position as at 31st December, 2012

Funds Available	2012 Actual
High Yield Investment Account	\$17
Official Account	\$1,294
Other Bank Accounts (listed individually)	
Cooperative Account	\$3,487
(insert)	\$
(insert)	\$
(insert)	\$
(insert)	\$
(insert)	\$
Total Funds Available	\$4,798

Financial Commitments 2012 Actual

School Operating Reserve	\$4,798
Assets or Equipment Replacement <12 months	\$0
Capital – Building/Grounds including SMS <12 months	\$0
Maintenance – Building/Grounds including SMS <12 months	\$0
Beneficiary / Memorial Accounts	\$0
Co-operative Bank Account	\$0
Revenue Receipted in Advance	\$0
School based programs	\$0
Region / Network / Cluster Funds	\$0
Provision Accounts	\$0
Repayable to DEECD	\$0
Other Recurrent Expenditure (Accounts Payable)	\$0
Assets or Equipment Replacement >12 months	\$0
Capital - Building / Grounds including SMS >12 months	\$0
Maintenance - Building / Grounds including SMS >12 months	\$0
Total Financial Commitments	\$4,798

Financial performance and position commentary

Financial Performance and Position

Financial Performance – Operating Statement Summary for the year ending 31st December, 2012

Revenue	2012 Actual
Departmental Grants	\$163,811
Commonwealth Government Grants	\$21,421
State Government Grants	\$0
Other	\$17,504
Locally Raised Funds	\$166,657
Total Operating Revenue	\$369,393
Expenditure	
Salaries and Allowances	\$55,284
Bank Charges	\$882
Consumables	\$48,014
Books and Publications	\$313
Communication Costs	\$6,097
Furniture and Equipment	\$34,628
Utilities	\$18,876
Property Services	\$103,021
Travel and Subsistence	\$68
Motor Vehicle Expenses	\$0
Administration	\$6,346
Health and Personal Development	\$248
Professional Development	\$4,771
Entertainment and Hospitality	\$0
Trading and Fundraising	\$40,126
Support / Service	\$25,636
Miscellaneous	\$51,131
Total Operating Expenditure	\$395,441
Net Operating Surplus/-Deficit	-\$26,048
Capital Expenditure	\$0

Please note that the above amounts do not include any credit revenue or expenditure allocated or spent by the school through its Student Resource Package

Financial Position as at 31st December, 2012

Funds Available	2012 Actual
High Yield Investment Account	\$17
Official Account	\$1,294
Other Bank Accounts (listed individually)	
Cooperative Account	\$3,487
(insert)	\$
(insert)	\$
(insert)	\$
(insert)	\$
(insert)	\$
Total Funds Available	\$4,798
Financial Commitments	
School Operating Reserve	\$4,798
Assets or Equipment Replacement <12 months	\$0
Capital – Building/Grounds including SMS <12 months	\$0
Maintenance – Building/Grounds including SMS <12 months	\$0
Beneficiary / Memorial Accounts	\$0
Co-operative Bank Account	\$0
Revenue Receipted in Advance	\$0
School based programs	\$0
Region / Network / Cluster Funds	\$0
Provision Accounts	\$0
Repayable to DEECD	\$0
Other Recurrent Expenditure (Accounts Payable)	\$0
Assets or Equipment Replacement >12 months	\$0
Capital - Building / Grounds including SMS >12 months	\$0
Maintenance - Building / Grounds including SMS >12 months	\$0
Total Financial Commitments	\$4,798

Financial performance and position commentary