

School readiness: Child Safe Standards

Victorian Registration & Qualifications
Authority

EY Sweeney contacts: Adeline Ong and Jason Marriott
Client contacts: Keith Gove
Project no. 25776
Date: 29 March 2016

**SCHOOL
ENTRANCE**



EY Sweeney

MELBOURNE

8 Exhibition St
Melbourne VIC 3000 Australia
GPO Box 67 Melbourne VIC 3001
T 61 3 9288 8651

SYDNEY

680 George St
Sydney NSW 2000 Australia
GPO Box 2646 Sydney NSW 2001
T 61 2 9248 5060

29 March, 2016

Victorian Registration & Qualifications Authority

Attention: Keith Gove

Level 4, Casselden,
2 Lonsdale Street, Melbourne VIC 3000

School Readiness: Child Safe Standards [EYS ref. 25776]

Dear Keith,

Enclosed is report on the School Readiness for Child Safe Standards.

This report has been prepared in accordance with terms and conditions found in our proposal dated 28 January 2016.

We acknowledge and appreciate the assistance provided by the VRQA team in the performance of our work with regards to this project.

Please contact Jason Marriott or Belinda Rogerson on +61 3 8650 7025 if you have any questions regarding this report.

Yours sincerely,



Lewis Jones
Managing Director
EY Sweeney



Adeline Ong
Head of Education
EY Sweeney

Contents



Background to the study	4
Research methodology	6
Executive summary	7
Respondent school profile	9
Readiness for Child Safe standards	11
Needs to meet Child Safe standards	16
Individual standards	
Standard 1	22
Standard 2	25
Standard 3	30
Standard 4	34
Standard 5	38
Standard 6	42
Standard 7	46

*EY Sweeney is accredited under the International Standard, ISO 20252.
All aspects of this study were completed in accordance with the requirements of that scheme.
Also please note that EY Sweeney’s liability is limited by a scheme approved under professional standards legislation. A copy of the scheme can be obtained from us upon request”.*

Background

The Victorian Parliamentary Inquiry into the Handling of Child Abuse by Religious and other Non-Government Organisations found that more must be done to prevent and respond to child abuse.

In response to this finding, the Victorian Government is making a number of important changes to ensure children's safety. These changes include the introduction of child safe standards for all organisations that work with children, including schools. The child safe standards strengthen existing approaches to preventing and responding to child abuse, and provide for consistency in how these issues are dealt with.

The child safe standards are being phased in, with many organisations required to meet the standards from 1 January 2016. Registered schools have until 1 August 2016 to meet the child safe standards.

Ministerial Order No. 870 sets out the specific actions that schools must take in order to meet the child safe standards and places accountability for managing the risk of child abuse with school governing authorities.

In February 2016 the VRQA distributed an online readiness tool that allowed school leaders to assess their current level of readiness to comply with the new requirements.

This report details the findings of the readiness tool including readiness for each standard, current level of compliance with the standards, and areas where further information and guidance by the VRQA is being sought by schools.



Introduction to the Child Safe Standards

To create and maintain Child Safe Schools, schools must have:

STANDARD 1 - Strategies to embed an organisational culture of child safety

1

Intent: The school governing authority has the responsibility to embed a culture of child safety and ensure that policies and procedures demonstrate zero tolerance of child abuse in the school.

STANDARD 2 - A child safety policy or a statement of commitment to child safety

2

Intent: A school's policies and procedures provide the foundation for and commitment to child safety in the school.

STANDARD 3 - A child safety code of conduct

3

Intent: All school staff in the school environment must be covered by a code of conduct which addresses child safety.

Schools should recognise and consider existing professional codes of conduct when developing child safety codes of conduct.

STANDARD 4 - School staff selection, supervision and management practices for a child-safe environment

4

Intent: Schools must ensure that recruitment processes are in place to manage and reduce the risk of child abuse. In addition, processes must be in place to ensure that there are appropriate staff induction programs, staff professional development and staff supervision arrangements to ensure a child-safe environment.

STANDARD 5 - Procedures for responding to and reporting allegations of suspected child abuse

5

Intent: The School's policies and procedures for reporting and responding to suspected child abuse must enable individuals to take the appropriate course of action to protect the safety of students.

STANDARD 6 - Strategies to identify and reduce or remove risks of child abuse

6

Intent: The school governing authority must develop, implement, monitor and evaluate risk management strategies to ensure child safety in school environments.

STANDARD 7 - Strategies to promote child empowerment and participation

7

Intent: Schools must ensure that children feel safe to report abuse and have processes in place to ensure that students are empowered to raise any child safety concerns.

Schools must support students to develop appropriate knowledge and skills so that children can identify and communicate when they don't feel safe.

Research Methodology

This study involved the conduct of surveys with school officials using the VRQA Child Safe Standards Readiness Tool. Of the 2,244 schools invitations sent 1,070 responses were collected giving a response rate of 48%.

The survey tool was created and managed by the VRQA using SurveyMonkey for development and hosting. Due to the design of the survey not requiring all respondents to answer all questions base sizes vary between question. The data present in this report has not been weighted.

Survey invitations were sent to school Principals to complete, however they may have forwarded the email to a vice principal or other coordinator to fill out the survey. Only one response per school was permitted.

A pilot of the survey was conducted with 19 schools from the 2nd of February 2016; invitations were sent to the remaining schools on the 15th of February. The survey closed for both groups on the 29th of February 2016.

NOTE:

¹ **Significant testing...** All results (where $n \geq 30$) have been tested for significance (measured at the 95% confidence level). Significant differences in results are highlighted as follows:

- ▲ subgroups that are significantly higher
- ▼ subgroups that are significantly lower

² **Base sizes and descriptions...** Base sizes and descriptions for each question are noted for each table and chart. Where relevant, 'Don't know/NAs' have been excluded and the respective sample sizes noted on the slides. As respondents were not required to answer every question, base sizes have been calculated only for respondents that answered the question.

Respondent Sample Structure

		No. of Respondents #	% of Respondents %
Total		1,070	100
School Type	Primary	744	70
	Secondary	163	15
	Primary & Secondary	113	11
	Specialist & Specific	59	6
School Sector	Government	705	66
	Catholic	268	25
	Independent	97	9
Enrolment Range	0 to 100	189	18
	101 to 250	262	24
	251 to 500	300	28
	501+	319	30
Location	Metro	614	57
	Regional	456	43



Executive summary

Report disclaimer

Our Report may be relied upon by VRQA for the purpose set out in the scope section/proposal only pursuant to the terms of our engagement letter dated 28th January 2016. We disclaim all responsibility to any other party for any loss or liability that the other party may suffer or incur arising from or relating to or in any way connected with the contents of our report, the provision of our report to the other party or the reliance upon our report by the other party.

The key findings

Most schools are not fully ready to meet the new Child Safe Standards

- ▶ Less than 7% of schools feel they are ready for compliance with the Child Safe Standards.
- ▶ Many schools are ready or mostly ready, but two in five are only somewhat ready or not ready.
- ▶ Primary schools and smaller sized schools (0-100 enrolments) are the least ready to comply with the new standards.

Schools want the VRQA to help them set and review their policies

- ▶ Half of schools would like to be provided examples of policy and practices that comply with the new standards.
- ▶ One in five schools would like VRQA staff to review their policies.
- ▶ Almost all schools say they would like the VRQA to provide workshops and briefings as well as more advice and assistance in general.

Schools are least ready for compliance with Standard 4 and Standard 2

- ▶ Two in five schools are somewhat or not ready for compliance with Standard 4, training and supervision of personnel, and Standard 2, having a child safe policy or statement.
- ▶ Schools feel most ready for compliance with Standard 5, processing and responding to abuse, and Standard 7, strategies to promote empowerment of children.

Schools will update and review current child safe policies to comply with the Standards

- ▶ Two in three schools plan to update or review their child safe policies in preparation for the Child Safe Standard requirements.
- ▶ One in five schools are taking further actions to prepare for the requirements; these include increasing cultural awareness and inclusiveness (20%), developing child safety policies (17%) and clarifying their policy documentation (12%).

Schools want further guidance on how to comply with the Child Safe Standards

- ▶ More than half of schools would like further guidance on how to comply with each Child Safe standard. Compliance with Standards 4 and 6 are where the most schools would like further guidance.
- ▶ Nine in ten schools believe that their current reviews of policy, communication of policy and child safety related professional development can be adapted to incorporate the new Standards.

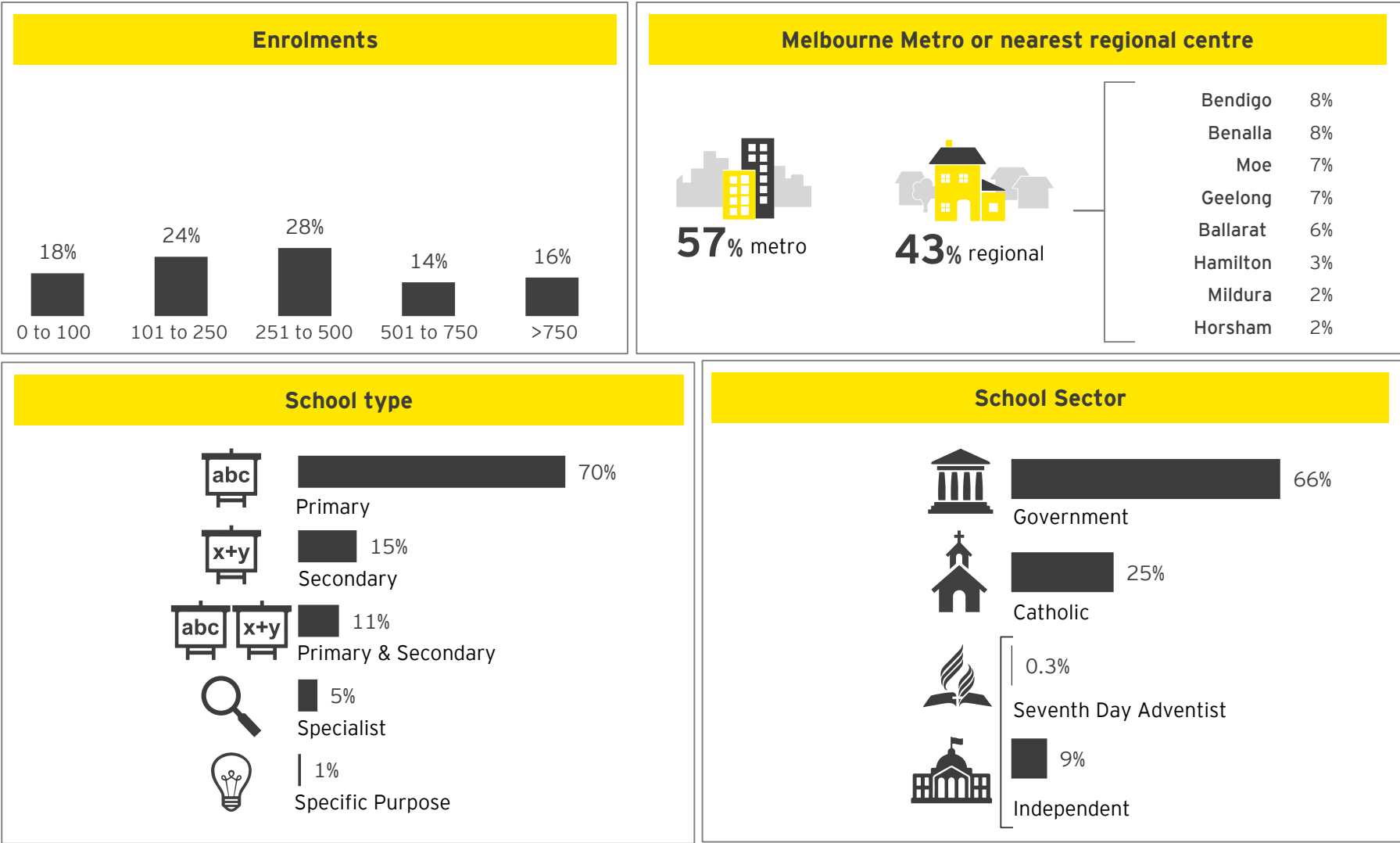
Schools see a role for VRQA in assisting compliance with the new policy

- ▶ Most schools would like further assistance in the policy development and review stage for all Child Safe Standards. They would like the VRQA to provide example policies and practices along with VRQA staff to assist in reviewing their policies.
- ▶ With only a small number of schools ready to comply with the individual standards there is a need for the VRQA to provide resources and guidance for schools.



Respondent school profile

Respondent school profile



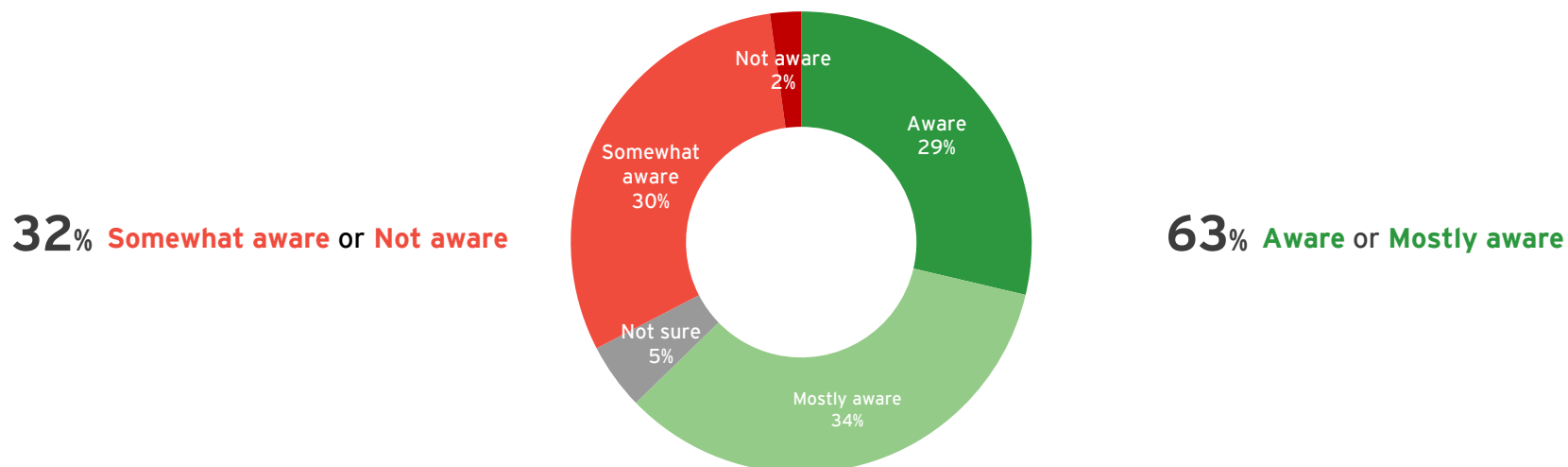


Readiness for Child Safe Standards

A large proportion of schools are aware of the new requirements for Child Safe

- ▶ Two in three schools are aware or mostly aware of the Ministerial Order Requirement for Child Safe Standards.
- ▶ One in three schools are somewhat aware or not aware.
- ▶ Primary schools and Government schools are the least aware of the new standards.

Awareness of Ministerial Order Requirements



Base: All respondents who answered the question, (n=966)

Q1. How aware are you of the Ministerial Order Requirements for Child Safe Standards?

Subgroup readiness for compliance

	Total (966)	School Type				Sector			Enrolments				Location	
		Primary (673)	Secondary (145)	Pri & Sec (103)	Specialist (53)	Government (640)	Catholic (239)	Independent (87)	0-100 (172)	101-250 (238)	251-500 (274)	501+ (282)	Metro (551)	Regional (415)
Aware or Mostly aware	63	60	68	73	64	55 ▼	74 ▲	85 ▲	58	62	61	69	63	62

▲ ▼ subgroups significantly higher/lower

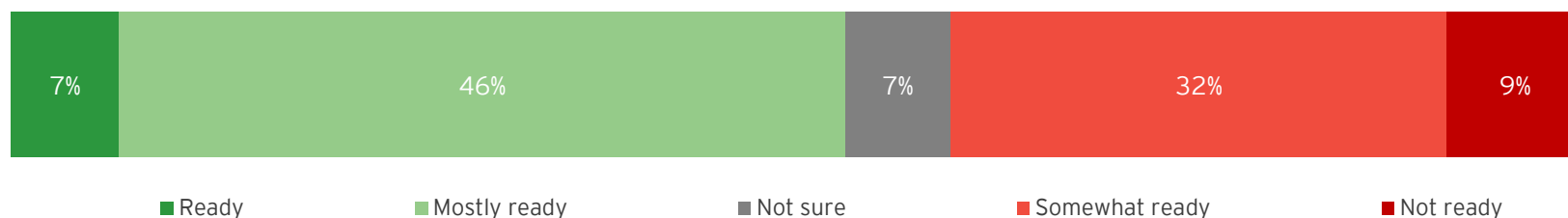
Less than one in ten schools are ready to comply with standards

- ▶ Only 7% of schools rate themselves as ready for compliance with Child Safe Standards. Larger schools (501+ enrolments) are more likely to rate themselves as ready than smaller schools (less than 500 enrolments).
- ▶ About half of schools rate themselves as ready (7%) or mostly ready (46%) for compliance.
- ▶ Two in five schools are somewhat ready or not ready for compliance. Primary schools are more likely to perceive themselves as not ready for compliance with the standards.

Overall readiness for compliance

53% Ready or Mostly ready

40% Somewhat ready or Not ready



Base: All respondents who answered the question, (n=946)

Q52. After thinking about your answers to all of the questions in this survey, and the other things your school is doing, how would you rate your OVERALL readiness for compliance with these standards?

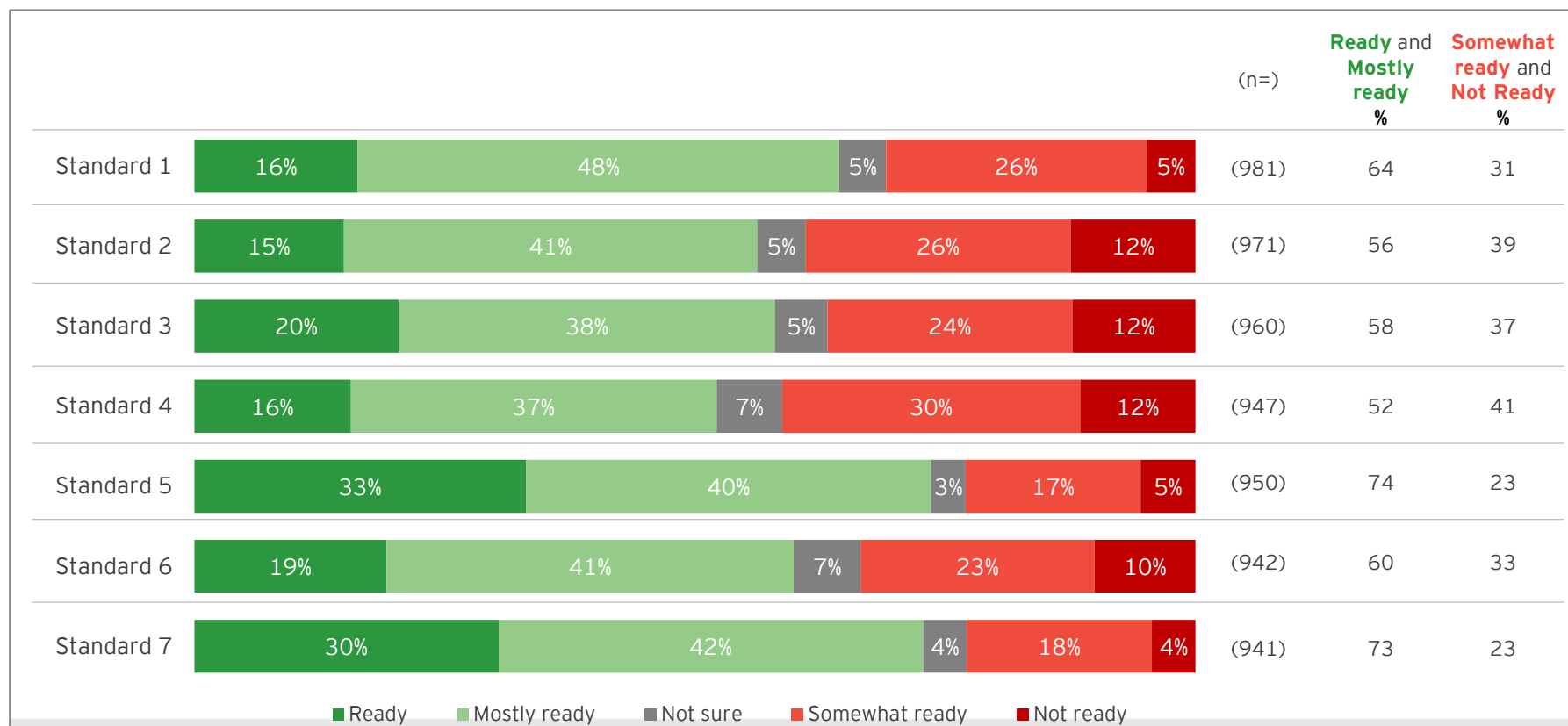
Subgroup readiness for compliance

	Total (946) %	School Type				Sector			Enrolments				Location	
		Primary (646) %	Secondary (149) %	Pri & Sec (106) %	Specialist (54) %	Government (615) %	Catholic (240) %	Independent (91) %	0-100 (158) %	101-250 (228) %	251-500 (267) %	501+ (293) %	Metro (552) %	Regional (394) %
Ready	7	7	6	8	7	8	5	5	4	7	5	10▲	8	6
Ready or Mostly ready	53	48▼	63▲	57	69	53	51	57	44	51	51	61▲	54	51
Somewhat ready or Not ready	40	45▲	27▼	39	26	39	45	38	49	42	41	33▼	39	42

▲ ▼ subgroups significantly higher/lower

Schools are least ready to comply with Standard 4 and Standard 2

- ▶ Two in five schools rate themselves as not ready or somewhat ready to comply with Standard 4 (school staff selection, supervision and management practices for a child-safe environment), with a similar proportion not or somewhat ready for Standard 2 (a child safe policy or statement of commitment) and 3 (a code of conduct that establishes clear expectations for appropriate behaviour with children).
- ▶ Schools rate themselves as most ready to comply with Standard 5 (processes for responding to and reporting suspected child abuse) and Standard 7 (strategies to promote the participation and empowerment of children).

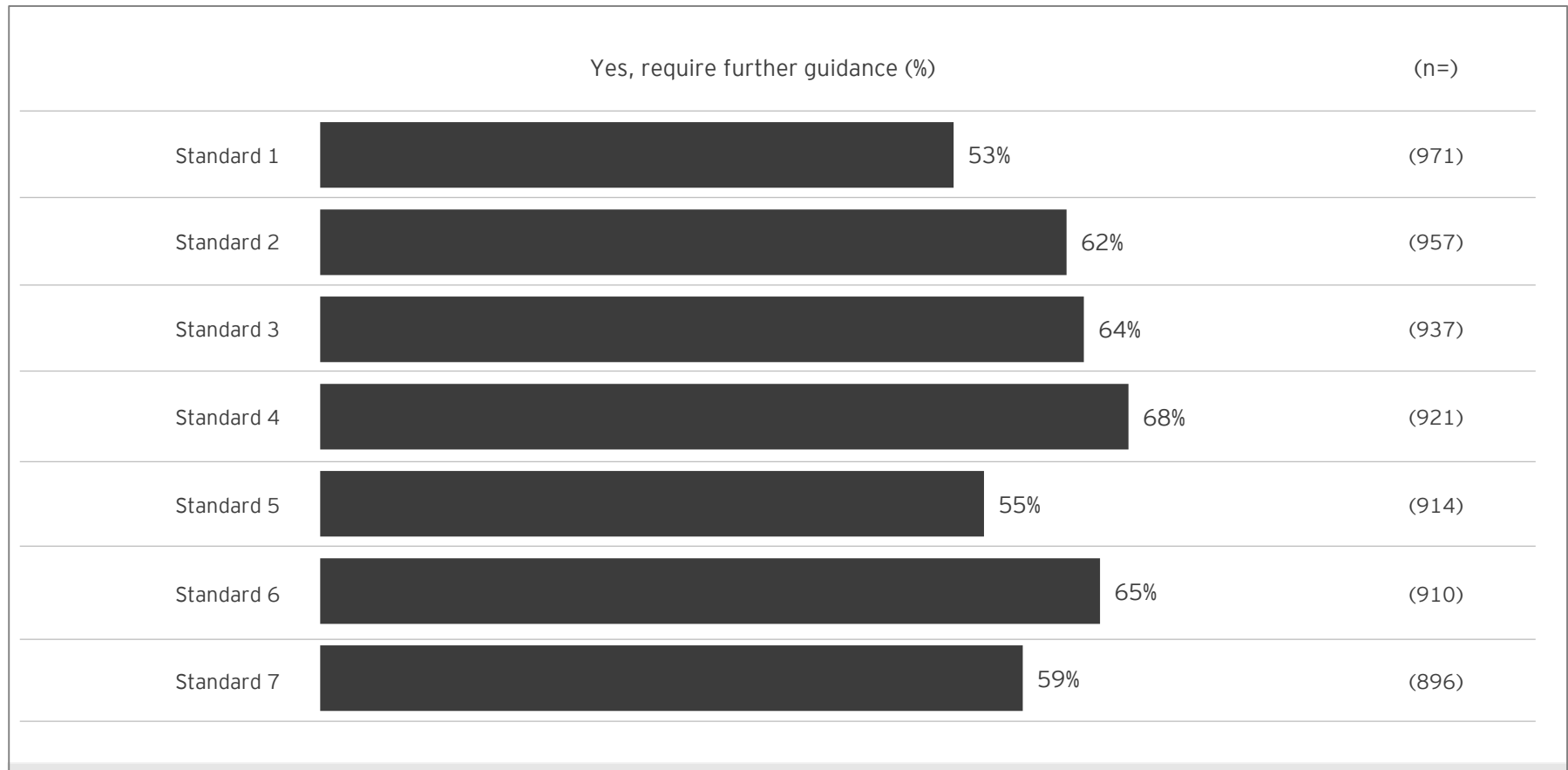


Q9, 14, 19, 25, 30, 36, 41

After thinking about your answers to these questions and the other things your school is doing, how would you rate your readiness for compliance with Standard _?

Schools would like further guidance on all Child Safe Standards

- ▶ At least half of all schools would like further guidance on each Child Safe Standard.
- ▶ Standard 4 (school staff selection, supervision and management practices for a child-safe environment) and Standard 6 (strategies to identify and reduce or remove risks of child abuse) are the Standards in which schools are most in need of guidance.



Q10, 15, 20, 26, 31, 37, 42

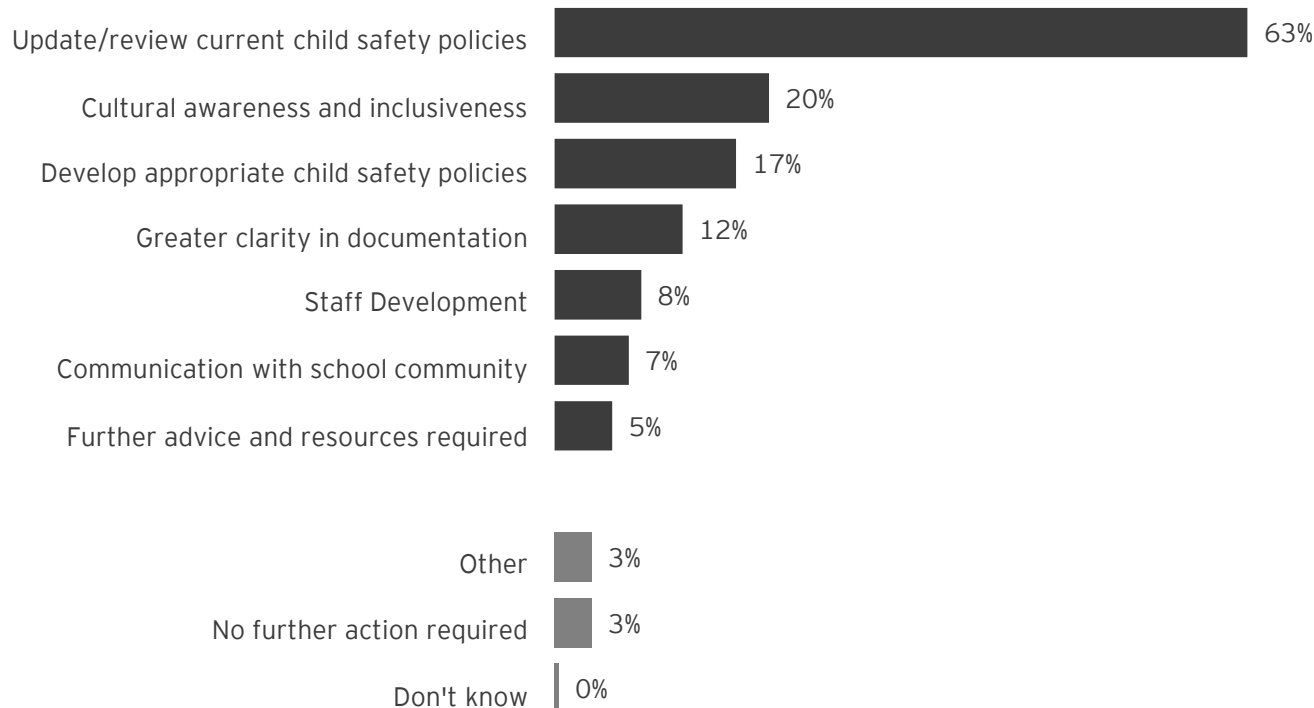
Does your school require further guidance on Standard _?



School needs to meet Child Safe Standards

Two in three schools are updating their child safety policies to comply with Child Safe Standards

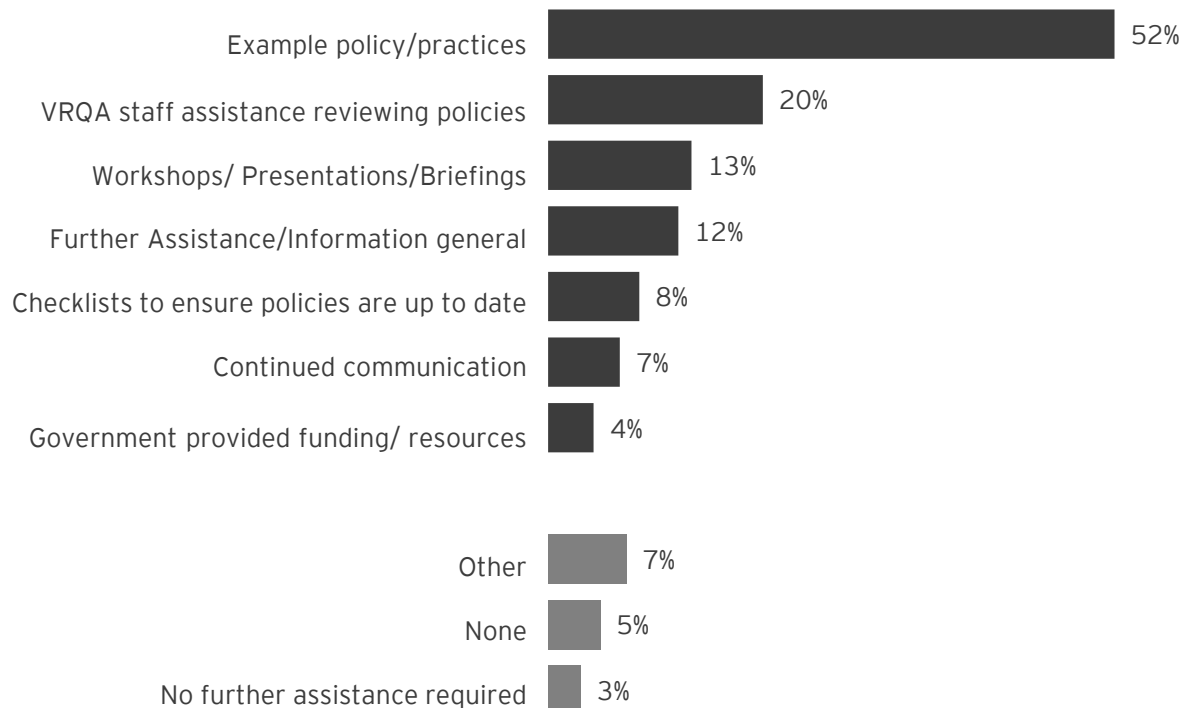
- ▶ The most common response to the new requirements is an update or review of current child safety policies (63%).
- ▶ Other proposed actions include cultural awareness and inclusiveness initiatives (20%), development of child safety policies (17%) and greater clarity in policy documents and communication.
- ▶ Less than 5% of respondents think that no further action is required to comply with Child Safe requirements.
- ▶ These results are consistent across all types of schools (no subgroup differences were observed).



Base: All respondents who answered the question, (n=266)
Q45. What further actions do you propose to take to respond to these requirements?

Schools want the VRQA to provide examples of policy and practices to assist their compliance with the Standards

- ▶ Half of responding schools want the VRQA to provide assistance to help compliance with Child Safe Standards by providing examples of policy/practice.
- ▶ One in five would like the VRQA to assist in the reviewing of their schools policy.
- ▶ Approximately one in eight schools want the VRQA to provide workshops or presentations to help with meeting the standards.



Base: All respondents who answered the question, (n=168)

Q53. Is there any other assistance that the VRQA can provide to assist your school becoming compliant with the standards, other than details already provided?

Assistance required from the VRQA by subgroup

- ▶ Smaller schools with 100 or fewer enrolments demonstrate greater demand for VRQA workshops, presentations and briefings than larger schools.
- ▶ No other subgroup differences were identified.

Subgroup														
	Total (168)	School Type				Sector			Enrolments				Location	
		Primary (111)	Secondary (28*)	Pri & Sec (19*)	Specialist (11*)	Government (111)	Catholic (38*)	Independent (19)	0-100 (26*)	101-250 (38)	251-500 (40)	501+ (64)	Metro (105)	Regional (63)
	%	%	%	%	%	%	%	%	%	%	%	%	%	%
Example policy/practices	52	51	57	42	55	56	47	37	38	50	55	56	58	41
VRQA staff assistance reviewing policies	20	17	25	32	18	20	13	32	15	18	13	27	21	17
Workshops/ Presentations/Briefings	13	12	14	21	9	9	16	32	35▲	11	5	11	8	22
Further Assistance/Information general	12	12	14	11	9	14	11	5	19	8	8	14	14	8
Checklists to ensure policies are up to date	8	11	4	5	0	9	8	5	0	13	8	9	8	10
Continued communication	7	5	18	0	0	6	5	16	4	5	10	8	7	8
Government provided funding/ resources	7	5	0	5	0	7	8	0	8	3	8	8	8	5
Other	5	5	4	26	9	5	5	0	0	8	8	3	5	5
None	4	5	4	0	9	4	3	11	12	3	3	3	2	8
No further assistance required	3	5	0	0	0	1	8	5	4	3	5	2	4	2

*Note: Low base size (n<30), interpret results with care

Base: All respondents who answered the question, (n=168)

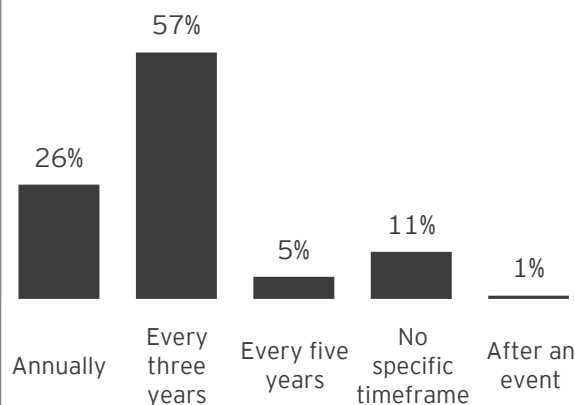
Q53. Is there any other assistance that the VRQA can provide to assist your school becoming compliant with the standards, other than details already provided?

▲ ▼ subgroups significantly higher/lower

Most schools review their child safe policy at least once every three years, most believe that these processes can be adapted to the child safe standards

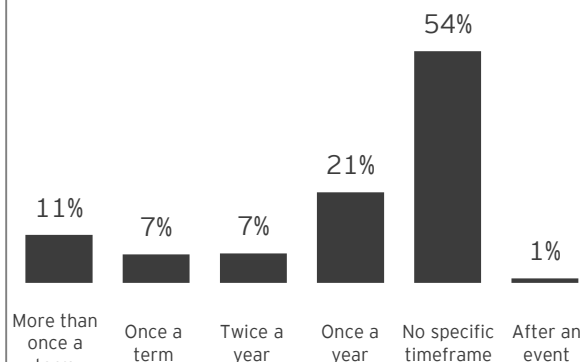
- ▶ One in four schools review their child safe policy annually and three in five review their policy every three years.
- ▶ Communication of the policy commonly occurs without a specific timeframe or once a year.
- ▶ One third of schools provide child safety professional development once a year, and a further one in three (36%) have no specific timeframe for child safety professional development.
- ▶ At least nine in ten respondents believe that their school process can incorporate Child Safe Standards requirements.

Frequency of policy updates and reviews



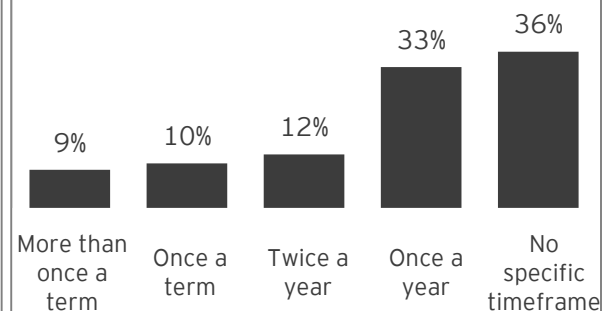
Base: n=948
Q46. Review and evaluation How often does your school review, evaluate and update as appropriate its policies and procedures?

Frequency of communication of policy



Base: n=946
Q48. How often does your school communicate to the school community its policies and procedures for the care safety and welfare of students?

Frequency of child safety professional development



Base: n=947
Q50. How often does your school undertake professional development to ensure that board members, staff and volunteers understand its policies and procedures for the care safety and welfare of students?

Process adaptability to meet requirements

Q47,49,51.
Can this process be adapted to incorporate the requirements of the child safe standards?

Review and update of policy (n=943)



Communication of policy (n=940)



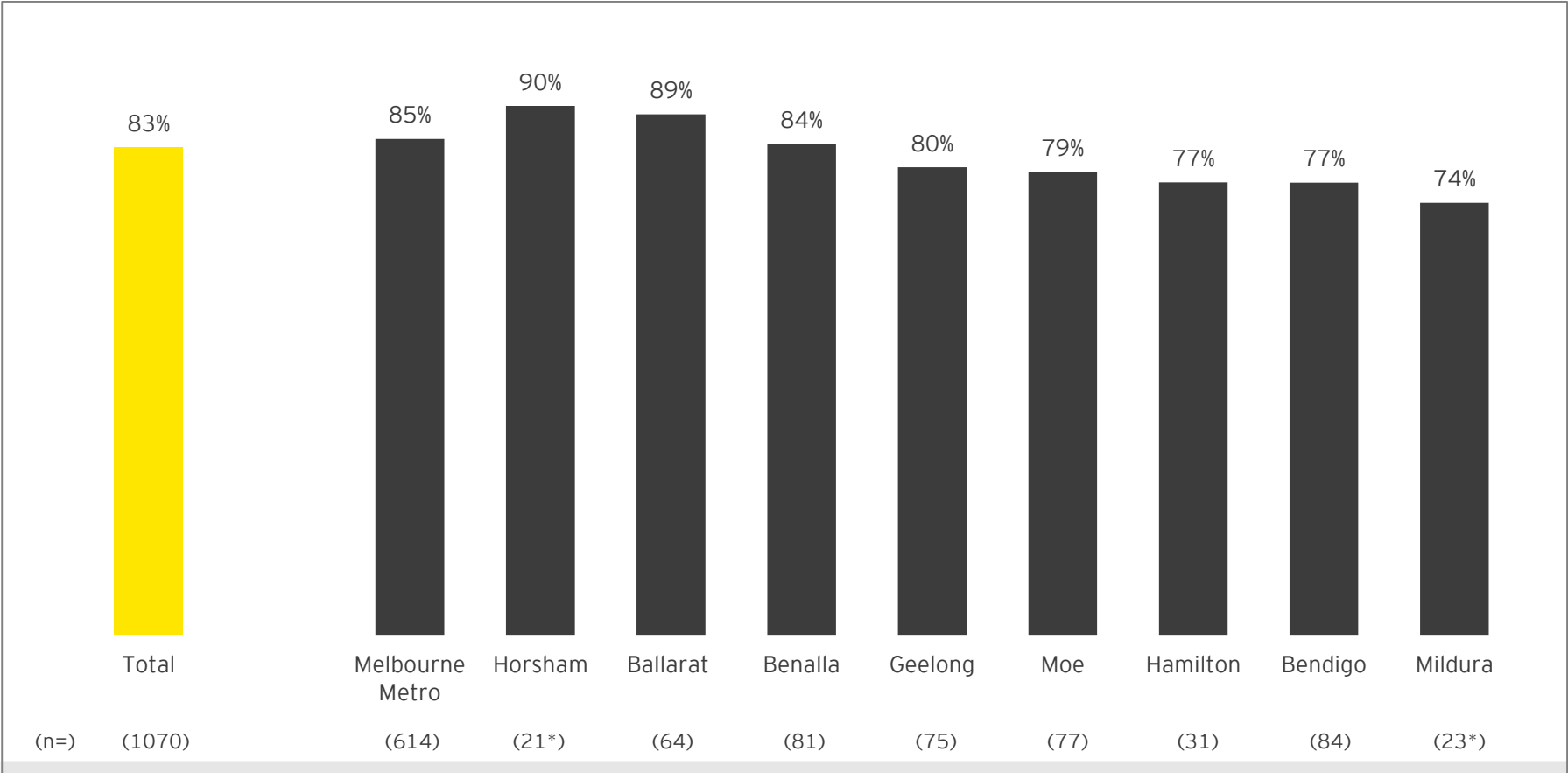
Professional development (n=944)



■ Yes
■ No
■ No change required

There is high demand for briefings on Child Safe Standards

- ▶ The majority of schools are likely to attend a presentation on compliance with Child Safe Standards in their region.
- ▶ Horsham, Ballarat and Benalla are the areas with the highest interest in the briefings.



*Note: Low base size (n<30), interpret results with care
Base: All respondents (n=1070)
Q54. If the VRQA ran a presentation or briefing on compliance with the child safe standards in your region, are you likely to attend?

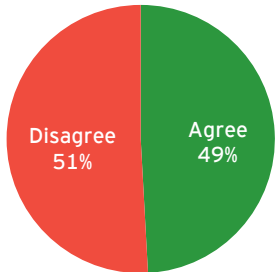


Standard 1:

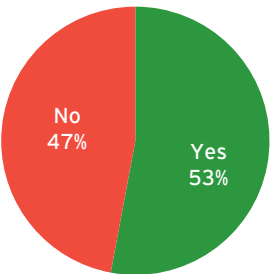
Strategies to embed an organisational culture of child safety

Standard 1

Your school's statement of philosophy has **specific reference to child safety**, including all school environments and outside of school hours
(n=985)



Does your school require further guidance to meet Standard 1?
(n=971)

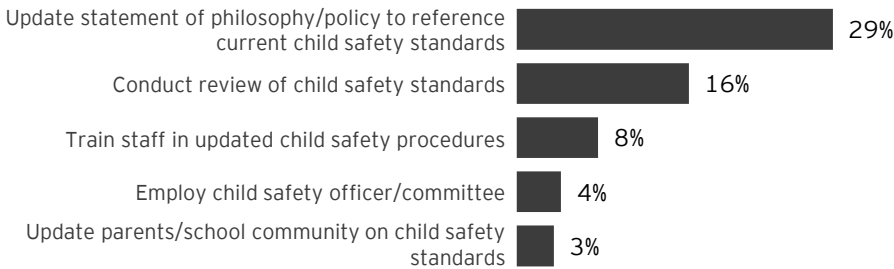


	Agree %	(n=)
Your school's governing authority plays a role in the development and implementation of a culture of child safety	90	(994)
Your school has a dedicated person with responsibility for leading the development of a culture of child safety	84	(983)

What further actions do you propose to take to respond to Standard 1?

(n=1070)


*Note: Responses below 3% not shown



How would you rate your readiness for compliance with Standard 1?

(n=981)

Ready or Mostly ready **64%**



Ready Mostly ready Not sure Somewhat ready Not ready

What other assistance would you require to help your school meet Standard 1?

(n=814)



No subgroup differences were observed for Standard 1

- Schools of all types are equally ready for Standard 1; no subgroup differences were identified.

Standard 1 subgroup analysis														
	Total % (n=)	School Type				Sector			Enrolments				Location	
		Primary %	Secondary %	Pri & Sec %	Specialist %	Government %	Catholic %	Independent %	0-100 %	101-250 %	251-500 %	501+ %	Metro %	Regional %
How would you rate your readiness for compliance with Standard 1? (Ready or Mostly ready)	64	62	74	64	72	63	67	68	58	62	66	68	67	61
	(981)	(680)	(150)	(106)	(54)	(642)	(248)	(91)	(168)	(237)	(281)	(295)	(563)	(418)
Does your school require further guidance to meet Standard 1? - Yes	53	55	47	49	49	51	60	47	55	59	52	48	52	54
	(971)	(672)	(152)	(105)	(51)	(635)	(248)	(88)	(162)	(234)	(280)	(295)	(557)	(414)
Your school's statement of philosophy has specific reference to child safety, including all school environments and outside of school hours	49	52	43	42	49	51	49	40	45	50	54	46	50	48
	(985)	(678)	(155)	(108)	(53)	(643)	(249)	(93)	(166)	(236)	(283)	(300)	(566)	(419)
Your school's governing authority plays a role in the development and implementation of a culture of child safety	90	91	89	87	91	90	91	90	90	88	91	92	92	89
	(994)	(685)	(156)	(108)	(54)	(648)	(252)	(94)	(168)	(238)	(285)	(303)	(573)	(421)
Your school has a dedicated person with responsibility for leading the development of a culture of child safety	84	85	86	78	78	82	89	80	82	81	85	85	85	82
	(983)	(675)	(156)	(107)	(54)	(640)	(250)	(93)	(166)	(237)	(281)	(299)	(566)	(417)

▲ ▼ subgroups significantly higher/lower

Q9 . After thinking about your answers to these questions and the other things your school is doing, how would you rate your readiness for compliance with Standard 1?
 Q10. Does your school require further guidance to meet Standard 1?
 Q6. Your school's statement of philosophy has specific reference to child safety, including all school environments and outside of school hours

Independent schools are more likely to update their philosophy or policy in response to Standard 1

- ▶ One in two Independent schools are planning on updating their philosophy or policy to reference child safety standards, a significantly higher proportion than Government and Catholic schools.
- ▶ Government schools require assistance with sample text to include in policy documents, whilst Catholic and Independent schools are more likely to require help with resources for the community, presentations and access to specialist advice.

Response to Standard 1 subgroup analysis: What further actions do you propose to take to respond to Standard 1?

	Total (1070) %	School Type				Sector			Enrolments				Location	
		Primary (744) %	Secondary (163) %	Pri & Sec (113) %	Specialist (59) %	Government (705) %	Catholic (268) %	Independent (97) %	0-100 (189) %	101-250 (262) %	251-500 (300) %	501+ (319) %	Metro (614) %	Regional (456) %
Update statement of philosophy/policy to reference current child safety standards	29	26 ▼	36	42 ▲	34	27	28	52 ▲	24 ▼	26	31	34 ▲	33	25
Conduct review of child safety standards	16	15	20	16	19	14	20	18	14	14	17	17	17	15
Train staff in updated child safety procedures	8	7	10	8	8	6	11	8	5	9	7	8	8	7
Employ child safety officer/committee	4	4	2	9	5	3	4 ▼	10 ▲	3	4	4	5	6 ▲	2 ▼
Update parents/school community on child safety standards	3	3	6	4	0	3	5	6	3	3	4	4	3	4

Response to Standard 1 subgroup analysis: What other assistance would you require to help your school meet Standard 1?

	Total (814) %	School Type				Sector			Enrolments				Location	
		Primary (123) %	Secondary (86) %	Pri & Sec (74) %	Specialist (74) %	Government (526) %	Catholic (218) %	Independent (70) %	0-100 (144) %	101-250 (201) %	251-500 (235) %	501+ (234) %	Metro (465) %	Regional (349) %
Sample text to include in your strategic and policy document	80	80	82	79	74	82	74	80	74	81	80	82	81	78
Provide resources to be accessed by the school community	71	73	68	65	59	68	77	70	71	71	73	69	70	72
Checklists / flowcharts	58	58	64	58	41	59	56	59	58	61	56	59	57	60
Online training module	46	44	48	51	43	44	49	51	54	45	40	46	46	45
Presentations / briefings	29	30	28	29	22	24 ▼	38 ▲	37	28	32	24	32	30	28
Access to specialist advice	25	24	30	31	20	22	29	37	24	23	22	31	28	22

▲ ▼ subgroups significantly higher/lower



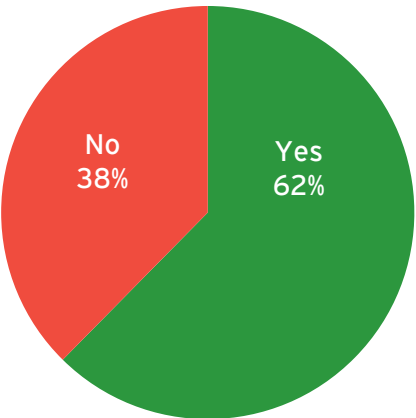
Standard 2:

**A child safe policy or statement of
commitment to child safety**

Standard 2

Does your school require further guidance to meet Standard 2?

(n=957)

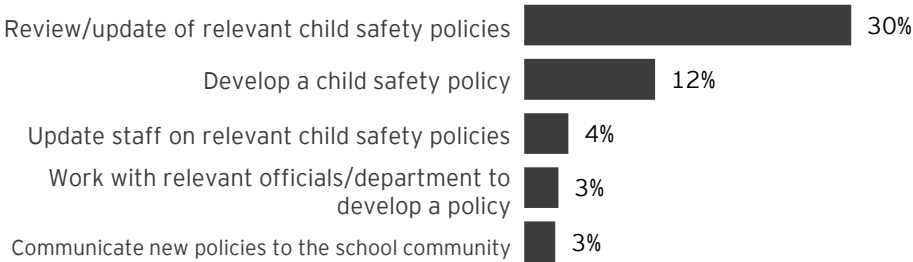


	Agree %	(n=)
Your school has a policy which provides a clear statement of commitment to a culture of child safety in the school, including a statement of zero tolerance of child abuse	47	(971)
Your school has clear procedures to implement the statement of commitment to a culture of child safety, including all school environments and outside of school hours	59	(970)

What further actions do you propose to take to respond to Standard 2?

(n=1070)

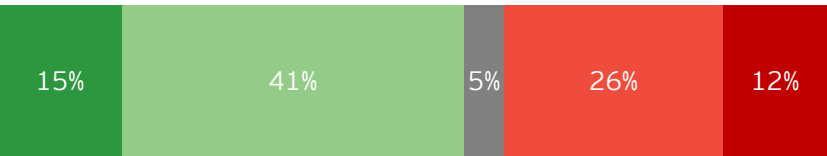
*Note: Responses below 3% not shown



How would you rate your readiness for compliance with Standard 2?

(n=971)

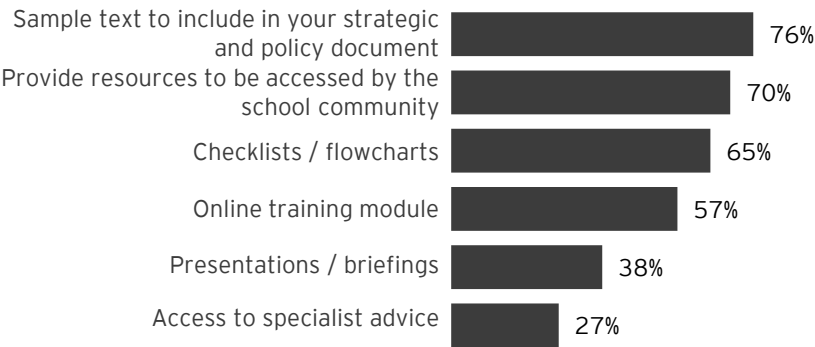
Ready or Mostly ready 56%



Ready Mostly ready Not sure Somewhat ready Not ready

What other assistance would you require to help your school meet Standard 2?

(n=795)



Primary schools are less ready and need more guidance to meet Standard 2

- ▶ One in two primary schools are ready for compliance with Standard 2, compared with two in three secondary schools.
- ▶ Primary schools also feel they require more guidance with Standard 2, as do Catholic schools. Larger schools with 501+ enrolments are less likely to require more guidance with this Standard.

Standard 2 subgroup analysis														
	Total % (n=)	School Type				Sector			Enrolments				Location	
		Primary %	Secondary %	Pri & Sec %	Specialist %	Government %	Catholic %	Independent %	0-100 %	101-250 %	251-500 %	501+ %	Metro %	Regional %
How would you rate your readiness for compliance with Standard 2? (Ready or Mostly ready)	56	53 ▼	68 ▲	58	68	55	58	62	46 ▼	53	59	63	59	53
	(971)	(668)	(154)	(105)	(53)	(633)	(248)	(90)	(164)	(234)	(274)	(299)	(562)	(409)
Does your school require further guidance to meet Standard 2? - Yes	62	65 ▲	55 ▼	60	45 ▼	60	70 ▲	55	59	67	68	56 ▼	63	62
	(957)	(661)	(150)	(106)	(49)	(621)	(244)	(92)	(164)	(231)	(269)	(293)	(552)	(405)
Your school has a policy which provides a clear statement of commitment to a culture of child safety in the school, including a statement of zero tolerance of child abuse	47	46	47	51	47	45	50	52	47	45	44	50	47	46
	(971)	(667)	(154)	(106)	(53)	(633)	(247)	(91)	(165)	(230)	(278)	(298)	(562)	(409)
Your school has clear procedures to implement the statement of commitment to a culture of child safety, including all school environments and outside of school hours	59	58	69 ▲	57	58	61	58	51	57	55	61	62	60	58
	(970)	(666)	(154)	(106)	(53)	(632)	(246)	(92)	(165)	(229)	(278)	(298)	(561)	(409)

▲ ▼ subgroups significantly higher/lower

Q12. Your school...
 Q14. After thinking about your answers to these questions and the other things your school is doing, how would you rate your readiness for compliance with Standard 2?
 Q15. Does your school require further guidance to meet Standard 2?
 Q16. What other assistance would you require to help your school meet Standard 2?

Smaller schools are less likely to update their child safety policies in response to Standard 2

- Schools with fewer than 100 students are significantly less likely to respond to Standard 2 by updating their child safety policies than larger schools.
- Primary schools are also less likely to update their policies than secondary schools.

Response to Standard 2 subgroup analysis: What further actions do you propose to take to respond to Standard 2?

	Total (1070) %	School Type				Sector			Enrolments				Location	
		Primary (744) %	Secondary (163) %	Pri & Sec (113) %	Specialist (59) %	Government (705) %	Catholic (268) %	Independent (97) %	0-100 (189) %	101-250 (262) %	251-500 (300) %	501+ (319) %	Metro (614) %	Regional (456) %
Review/update of relevant child safety policies	30	27▼	39	40	27	28	34	42	20▼	32	35	31	33	27
Develop a child safety policy	12	12	13	11	10	11	16	11	13	11	14	11	14	10
Update staff on relevant child safety policies	4	4	2	8	7	3▼	6	9	3	5	3	4	5	3
Work with relevant officials/department to develop a policy	3	3	2	4	2	3	4	5	3	1	3	5	3	3
Communicate new policies to the school community	3	3	2	6	2	2	4	8▲	2	1	4	4	4	2

Response to Standard 2 subgroup analysis: What other assistance would you require to help your school meet Standard 2?

	Total (795) %	School Type				Sector			Enrolments				Location	
		Primary (549) %	Secondary (124) %	Pri & Sec (87) %	Specialist (40) %	Government (508) %	Catholic (216) %	Independent (71) %	0-100 (134) %	101-250 (194) %	251-500 (233) %	501+ (234) %	Metro (460) %	Regional (335) %
Sample text to include in your strategic and policy document	76	75	77	82	78	76	74	82	73	78	76	76	78	73
Exemplar policies / procedures	70	70	73	72	55	69	69	79	66	72	71	71	70	70
Provide resources to be accessed by the school community	65	69▲	59	56	48	64	70	59	68	64	67	62	65	65
Checklists / flowcharts	57	58	55	57	35	56	59	56	58	58	55	58	55	59
Online training module	38	38	38	40	38	36	40	44	46	38	32	39	38	38
Presentations / briefings	27	28	24	22	30	24	34	27	30	30	21	29	29	25

▲ ▼ subgroups significantly higher/lower



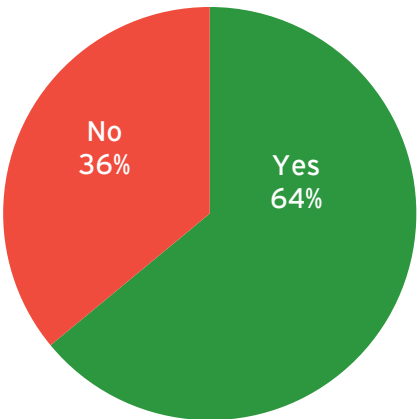
Standard 3:

A code of conduct that establishes clear expectations for appropriate behaviour with children

Standard 3

Does your school require further guidance to meet Standard 3?

(n=937)

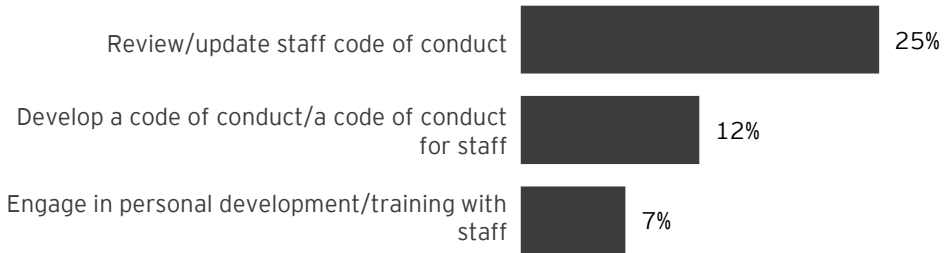


	Agree %	(n=)
The school has a code of conduct for all staff, including non-teaching staff and all adults contracted, employed or engaged by the school, including all staff involved in child-connected work in all school environments and outside of school hours	66	(962)
The staff code of conduct sets standards about the ways they are expected to behave with children	65	(957)

What further actions do you propose to take to respond to Standard 3?

(n=1070)

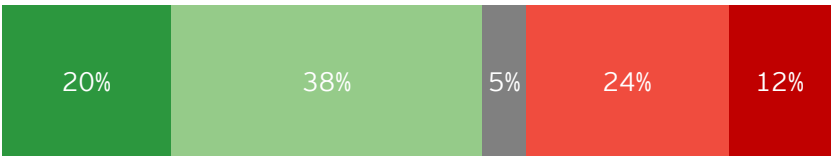
*Note: Responses below 3% not shown



How would you rate your readiness for compliance with Standard 3?

(n=960)

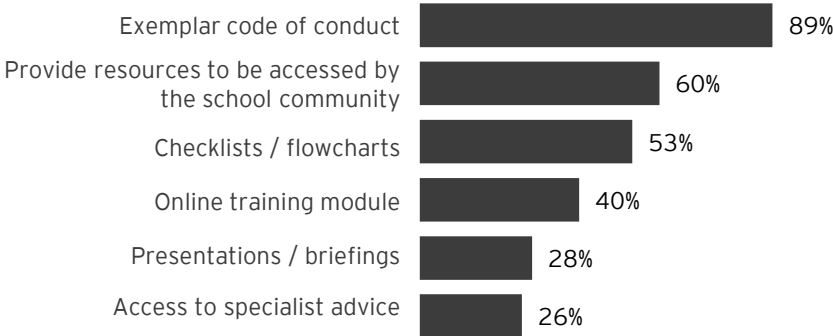
Ready or Mostly ready 58%



Ready Mostly ready Not sure Somewhat ready Not ready

What other assistance would you require to help your school meet Standard 3?

(n=814)



Two in three Government schools have a code of conduct for child related work

- ▶ Two in three Government schools have a code of conduct for all staff involved in child-connected work in all school environments, a similar proportion have a code of conduct with standards of behaviour with children.
- ▶ This is a significantly higher proportion than for Catholic schools.

Standard 3 subgroup analysis														
	Total % (n=)	School Type				Sector			Enrolments				Location	
		Primary %	Secondary %	Pri & Sec %	Specialist %	Government %	Catholic %	Independent %	0-100 %	101-250 %	251-500 %	501+ %	Metro %	Regional %
How would you rate your readiness for compliance with Standard 3? (Ready or Mostly ready)	58	54 ▼	66	62	74	59	53	63	54	56	60	60	58	58
	(960)	(659)	(151)	(106)	(53)	(625)	(245)	(90)	(159)	(233)	(275)	(293)	(556)	(404)
Does your school require further guidance to meet Standard 3? - Yes	64	66	60	60	55	62	70	60	66	67	65	59	65	63
	(937)	(645)	(147)	(105)	(49)	(609)	(240)	(88)	(157)	(225)	(267)	(288)	(539)	(398)
Your school has a code of conduct for all staff, including non-teaching staff and all adults contracted, employed or engaged by the school, including all staff involved in child-connected work in all school environments and outside of school hours	66	63	68	72	83	68	58	69	66	65	64	68	65	67
	(962)	(659)	(153)	(106)	(53)	(627)	(244)	(91)	(158)	(232)	(275)	(297)	(560)	(402)
Your staff code of conduct sets standards about the ways they are expected to behave with children	65	62	69	72	70	67	59	66	62	65	65	67	64	66
	(957)	(654)	(153)	(106)	(53)	(623)	(243)	(91)	(157)	(231)	(273)	(296)	(557)	(400)

▲ ▼ subgroups significantly higher/lower

- Q17. Your school...
- Q19. After thinking about your answers to these questions and the other things your school is doing, how would you rate your readiness for compliance with Standard 3?
- Q20. Does your school require further guidance to meet Standard 3?
- Q21. What other assistance would you require to help your school meet Standard 3?

Metropolitan and Independent schools will review their staff code of conduct in response to Standard 3

- ▶ Metropolitan and Independent schools are more likely to take action on Standard 3 by updating staff codes of conduct than Regional, Government, and Catholic schools.
- ▶ Catholic schools are more likely than Government schools to respond by developing a code of conduct and engaging staff personal development.

Response to Standard 3 subgroup analysis: What further actions do you propose to take to respond to Standard 3?

	Total (1070) %	School Type				Sector			Enrolments				Location	
		Primary (744) %	Secondary (163) %	Pri & Sec (113) %	Specialist (59) %	Government (705) %	Catholic (268) %	Independent (97) %	0-100 (189) %	101-250 (262) %	251-500 (300) %	501+ (319) %	Metro (614) %	Regional (456) %
Review/update staff code of conduct	25	22	28	37▲	25	22▼	27▼	42▲	20▼	24	29▲	25	28▲	21▼
Develop a code of conduct/a code of conduct for staff	12	12	16	12	8	9▼	19▲	15	10	13	12	14	13	12
Engage in personal development/training with staff	7	7	9	11	3	5▼	11▲	11	4▼	7	9▲	8	7	7

Response to Standard 3 subgroup analysis: What other assistance would you require to help your school meet Standard 3?

	Total (752) %	School Type				Sector			Enrolments				Location	
		Primary (524) %	Secondary (112) %	Pri & Sec (85) %	Specialist (36) %	Government (484) %	Catholic (196) %	Independent (72) %	0-100 (127) %	101-250 (188) %	251-500 (215) %	501+ (222) %	Metro (437) %	Regional (315) %
Exemplar code of conduct	89	89	90	82	92	89	90	85	87	93	87	87	88	90
Provide resources to be accessed by the school community e.g. templates for communicating with Parents	60	61	60	56	56	59	65	58	63	57	62	59	60	61
Checklists / flowcharts	53	53	63	47	44	52	59	46	51	54	53	55	53	55
Online training module	40	38	46	42	42	37	47	39	43	38	36	43	40	40
Presentations / briefings	28	28	27	28	28	24▼	37▲	33	28	31	21	32	31	25
Access to specialist advice	26	24	31	28	22	23	30	33	27	24	21	31	29	22

▲ ▼ subgroups significantly higher/lower



Standard 4:

Screening, supervision, training and other human resources practices that reduce the risk of child abuse by new and existing personnel

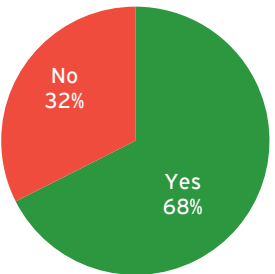
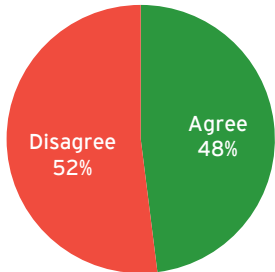
Standard 4

Your school has job descriptions for school staff, including those involved in child-connected work in all school environments and outside of school hours which include a statement of expectations for duties and responsibilities related to child safety

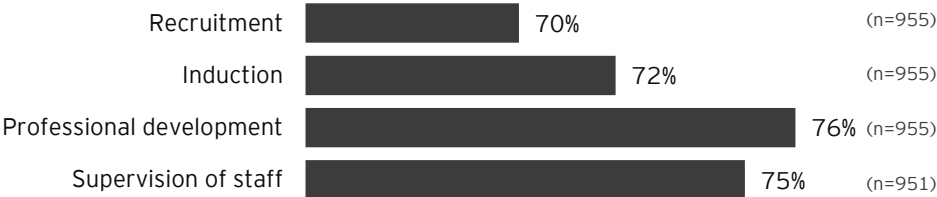
(n=956)

Does your school require further guidance to meet Standard 4?

(n=921)



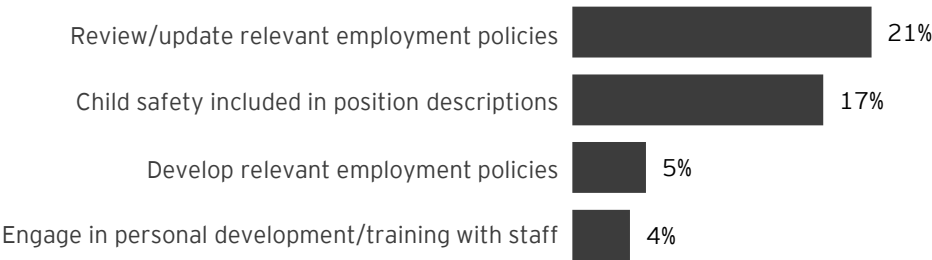
Your school has policies and procedures that apply to all staff involved in child-connected work in all school environments and outside of school hours. They include consideration of child safety for:



What further actions do you propose to take to respond to Standard 4?

(n=1070)

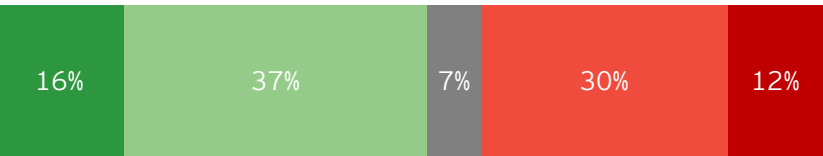
*Note: Responses below 3% not shown



How would you rate your readiness for compliance with Standard 4?

(n=941)

Ready or Mostly ready 52%



Ready Mostly ready Not sure Somewhat ready Not ready

What other assistance would you require to help your school meet Standard 4?

(n=814)



Readiness for Standard 4 is highest among Secondary and Specialist schools

- ▶ Primary school readiness for Standard 4 (48%) is significantly lower than Secondary (61%) and Specialist schools (68%)
- ▶ Primary schools are also less likely to include child safety considerations in their professional development (74%) and staff supervision policies when compared to secondary schools (85%)

Standard 4 subgroup analysis														
	Total % (n=)	School Type				Sector			Enrolments				Location	
		Primary %	Secondary %	Pri & Sec %	Specialist %	Government %	Catholic %	Independent %	0-100 %	101-250 %	251-500 %	501+ %	Metro %	Regional %
How would you rate your readiness for compliance with Standard 4? (Ready or Mostly ready)	52 (947)	48▼ (651)	61▲ (148)	57 (104)	68 (53)	53 (618)	48 (238)	56 (91)	43 (157)	50 (228)	55 (270)	57 (292)	55 (550)	48 (397)
Does your school require further guidance to meet Standard 4? - Yes	68 (921)	69 (630)	61 (145)	67 (104)	63 (51)	66 (597)	74 (234)	62 (90)	70 (152)	71 (225)	69 (261)	62 (283)	66 (533)	70 (388)
Your school has job descriptions for school staff, including those involved in child-connected work in all school environments and outside of school hours which include a statement of expectations for duties and responsibilities related to child safety	48 (956)	48 (656)	45 (151)	46 (106)	63 (52)	50 (623)	44 (242)	43 (91)	46 (156)	45 (232)	52 (271)	47 (297)	51 (556)	44 (400)
Your school has policies and procedures that apply to all staff involved in child-connected work in all school environments and outside of school hours. They include consideration of child safety for:														
Recruitment	70 (955)	67 (653)	72 (152)	78 (106)	83 (53)	73 (622)	61▼ (242)	76 (91)	64▼ (159)	68 (232)	71 (267)	74▲ (297)	73 (554)	66 (401)
Induction	72 (955)	70 (654)	78 (152)	77 (105)	79 (53)	75▲ (623)	64▼ (242)	74 (90)	69 (159)	68▼ (232)	72 (268)	76▲ (296)	74 (554)	70 (401)
Professional development	76 (955)	74▼ (653)	85▲ (152)	75 (106)	88 (52)	77 (622)	74 (242)	78 (91)	68 (158)	72 (232)	78 (268)	82▲ (297)	79 (554)	73 (401)
Supervision of staff	75 (951)	73 (650)	76 (152)	78 (105)	89▲ (53)	77 (620)	68▼ (240)	80 (91)	71 (159)	71 (228)	75 (268)	81▲ (296)	79▲ (552)	70▼ (399)

Q22. Your school has policies and procedures that apply to all staff involved in child-connected work in all school environments and outside of school hours. They include consideration of child safety for:
 Q25. After thinking about your answers to these questions and the other things your school is doing, how would you rate your readiness for compliance with Standard 4?
 Q26. Does your school require further guidance to meet Standard 4?
 Q27. What other assistance would you require to help your school meet Standard 4?

▲ ▼ subgroups significantly higher/lower

Further actions in response to Standard 4 vary significantly across sector, school type and school size

- Combined primary & secondary and Independent schools are most likely to include child safety in future position descriptions, significantly more so than Government, and primary schools.
- Both combined primary & secondary and Independent schools are also more likely to engage staff in child safety personal development.

Response to Standard 4 subgroup analysis: What further actions do you propose to take to respond to Standard 4?

	Total (1070) %	School Type				Sector			Enrolments				Location	
		Primary (744) %	Secondary (163) %	Pri & Sec (113) %	Specialist (59) %	Government (705) %	Catholic (268) %	Independent (97) %	0-100 (189) %	101-250 (262) %	251-500 (300) %	501+ (319) %	Metro (614) %	Regional (456) %
Review/update relevant employment policies	21	19▼	25	32▲	17	17▼	24	40▲	17	24	17	24	23	18
Child safety included in position descriptions	17	14▼	24	33▲	22	12▼	23▲	39▲	10▼	18	15	24▲	19	16
Develop relevant employment policies	5	6	4	4	2	3▼	10▲	6	6	6	6	3	4	6
Engage in personal development/training with staff	4	3▼	3	14▲	3	2▼	4	18▲	4	3	4	5	4	4

Response to Standard 4 subgroup analysis: What other assistance would you require to help your school meet Standard 4?

	Total (767) %	School Type				Sector			Enrolments				Location	
		Primary (529) %	Secondary (118) %	Pri & Sec (85) %	Specialist (40) %	Government (490) %	Catholic (208) %	Independent (69) %	0-100 (132) %	101-250 (186) %	251-500 (223) %	501+ (226) %	Metro (441) %	Regional (326) %
Sample text to include in your strategic and policy document	87	87	86	88	85	86	89	90	83▼	92▲	87	85▼	87	88
Provide resources to be accessed by the school community	60	61	60	58	50	60	62	54	59	58	61	61	61	59
Checklists / flowcharts	56	56	64	52	48	55	61	52	55	58	54	58	54	59
Online training module	41	40	42	46	38	39	45	49	47▲	39▼	36	45	41	41
Presentations / briefings	29	30	28	27	25	26▼	35	33▲	32	31	24	31	32	26
Access to specialist advice	27	25	31	31	20	24▼	29	38▲	27	24	22▼	33▲	29	24

▲ ▼ subgroups significantly higher/lower

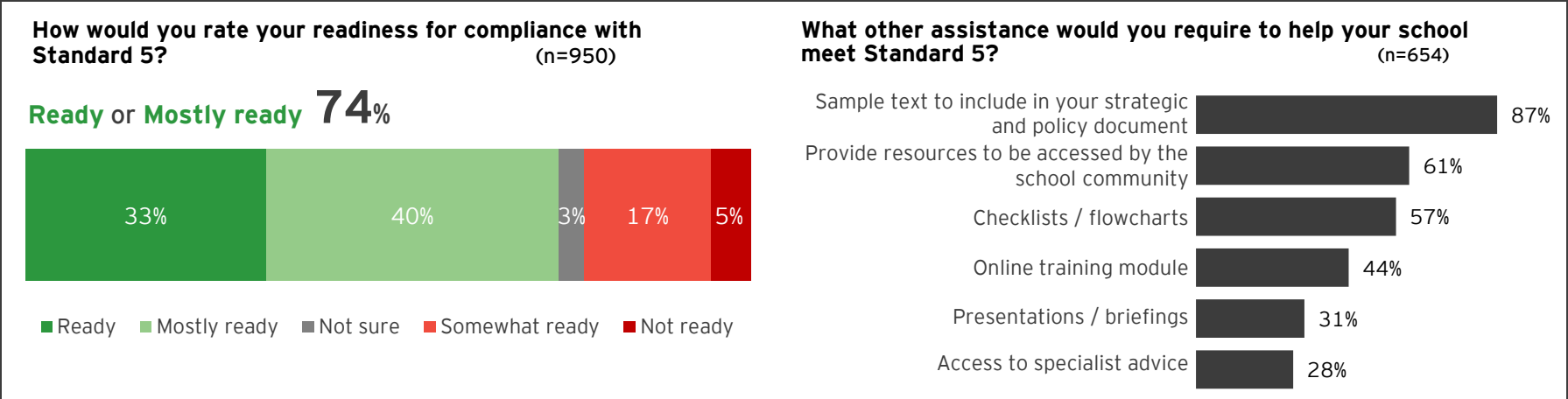
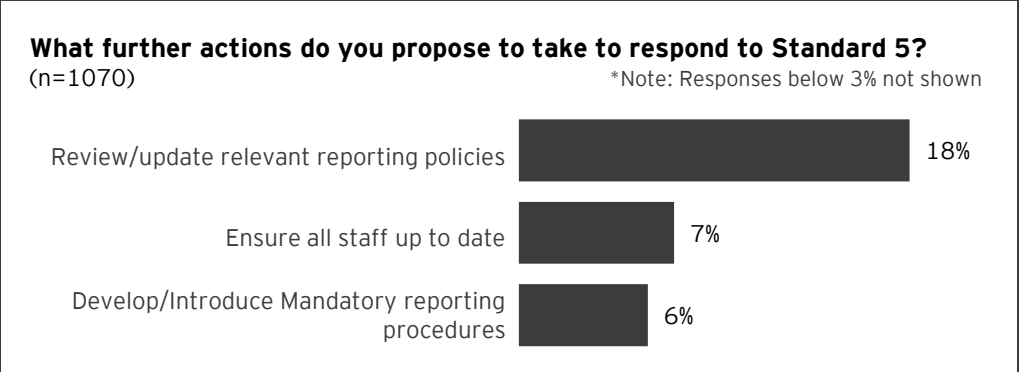
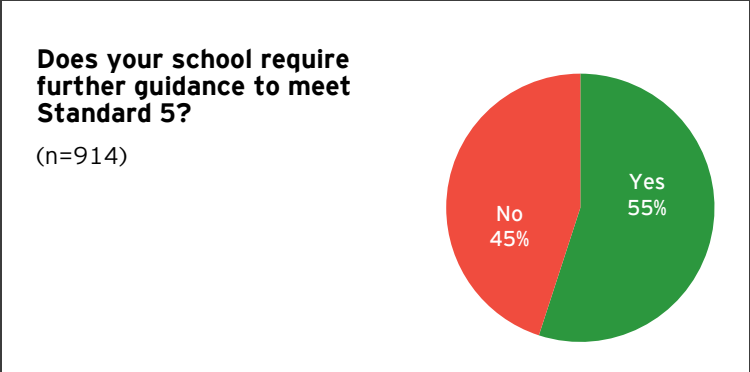


Standard 5:

Processes for responding to and reporting suspected child abuse

Standard 5

	Agree %	(n=)
Your school's governing authority has a procedure/s for responding to allegations of suspected child abuse in accordance with this requirement and other legal obligations, including criminal offences regarding grooming, failure to disclose and failure to report	85	(952)
Your school's policies and procedures for reporting and responding to suspected child abuse apply to all staff involved in child-connected work in all school environments and outside of school hours	85	(951)
Your school's policies and procedures for reporting and responding to suspected child abuse enable individuals to take the appropriate course of action to protect the safety of students	89	(951)



Small schools and Primary schools are less ready for compliance with Standard 5

- ▶ Seven in ten primary schools and six in ten schools with fewer than 100 enrolments rate themselves as ready for compliance with Standard 5.
- ▶ Small schools are also significantly less likely to have procedures for responding to allegations or of child abuse and policies for reporting suspected child abuse than larger schools.

Standard 5 subgroup analysis														
	Total % (n=)	School Type				Sector			Enrolments				Location	
		Primary %	Secondary %	Pri & Sec %	Specialist %	Government %	Catholic %	Independent %	0-100 %	101-250 %	251-500 %	501+ %	Metro %	Regional %
How would you rate your readiness for compliance with Standard 5? (Ready or Mostly ready)	74 (950)	69▼ (653)	87▲ (149)	78 (104)	87 (53)	73 (621)	72 (240)	79 (89)	62▼ (157)	72 (230)	75 (271)	79 (292)	75 (549)	71 (401)
Does your school require further guidance to meet Standard 5? - Yes	55 (914)	58▲ (627)	47▼ (146)	54 (101)	43 (49)	54 (594)	61 (234)	50 (86)	56 (151)	64▲ (222)	56 (258)	48▼ (283)	54 (528)	57 (386)
Your schools' governing authority has a procedure/s for responding to allegations of suspected child abuse in accordance with this requirement and other legal obligations, including criminal offences regarding grooming, failure to disclose and failure to report	85 (952)	85 (652)	84 (150)	85 (106)	85 (53)	87 (623)	81 (239)	81 (90)	77▼ (158)	84 (229)	88 (270)	86 (295)	85 (552)	84 (400)
Your schools' policies and procedures for reporting and responding to suspected child abuse enable individuals to take the appropriate course of action to protect the safety of students	89 (951)	87 (651)	92 (150)	92 (106)	96 (53)	90 (623)	84 (238)	90 (90)	82▼ (158)	86 (228)	90 (269)	92 (296)	89 (551)	88 (400)
Your schools' policies and procedures for reporting and responding to suspected child abuse apply to all staff involved in child-connected work in all school environments and outside of school hours	85 (951)	83 (651)	88 (150)	85 (106)	94▲ (53)	86 (623)	81 (238)	82 (90)	81 (158)	82 (228)	86 (269)	87 (296)	84 (551)	86 (400)

▲ ▼ subgroups significantly higher/lower

- Q28. Your school's...
- Q30. After thinking about your answers to these questions and the other things your school is doing, how would you rate your readiness for compliance with Standard 5?
- Q31. Does your school require further guidance to meet Standard 5?
- Q32. What other assistance would you require to help your school meet Standard 5?

In response to Standard 5 Catholic schools are more likely to introduce mandatory reporting procedures

- One in ten (10%) Catholic schools will develop or introduce mandatory reporting procedures, significantly more than Government schools.
- Independent and Metropolitan schools are more likely to update their reporting policies in response to Standard 5 than Government, Catholic and Regional schools.

Response to Standard 5 subgroup analysis: What further actions do you propose to take to respond to Standard 5?

	Total (1070) %	School Type				Sector			Enrolments				Location	
		Primary (744) %	Secondary (163) %	Pri & Sec (113) %	Specialist (59) %	Government (705) %	Catholic (268) %	Independent (97) %	0-100 (189) %	101-250 (262) %	251-500 (300) %	501+ (319) %	Metro (614) %	Regional (456) %
Review/update relevant reporting policies	18	15▼	21	31▲	19	15▼	19	38▲	12	21	17	21	21	14
Ensure all staff up to date	7	8	7	6	3	6	11	7	7	7	7	8	7	7
Develop/introduce mandatory reporting procedures	6	6	6	7	3	4▼	10▲	9	7	7	5	6	6	6

Response to Standard 5 subgroup analysis: : What other assistance would you require to help your school meet Standard 5?

	Total (654) %	School Type				Sector			Enrolments				Location	
		Primary (458) %	Secondary (94) %	Pri & Sec (73) %	Specialist (34) %	Government (416) %	Catholic (177) %	Independent (61) %	0-100 (115) %	101-250 (166) %	251-500 (185) %	501+ (188) %	Metro (373) %	Regional (281) %
Sample text to include in your strategic and policy document	87	87	87	89	82	87	85	87	83	89	89	85	86	88
Provide resources to be accessed by the school community	61	62	61	58	53	60	68	54	60	58	64	62	63	59
Checklists / flowcharts	57	57	61	59	50	57	59	57	57	56	57	60	58	57
Online training module	44	44	44	51	32	42	47	49	51▲	42	36▼	49▲	45	43
Presentations / briefings	31	33	29	23	35	28▼	38▲	33	30	32	27	35	36▲	25▼
Access to specialist advice	28	28	32	29	21	26	31	34	33▲	22▼	25	33▲	30	25

▲ ▼ subgroups significantly higher/lower

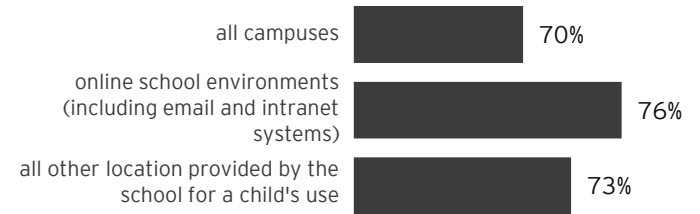


Standard 6:

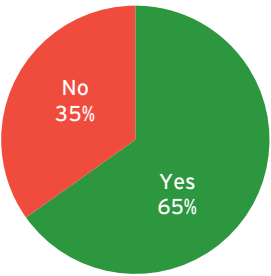
Strategies to identify and reduce or remove risks of child abuse

Standard 6

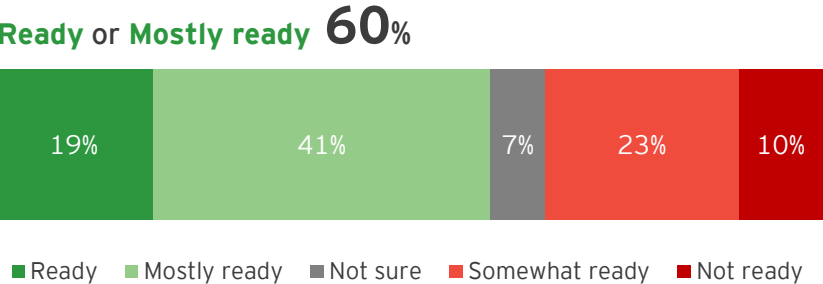
Your school's risk management strategies regarding child safety identify and mitigate the risk(s) child abuse for:
(n=946)



Does your school require further guidance to meet Standard 6?
(n=971)



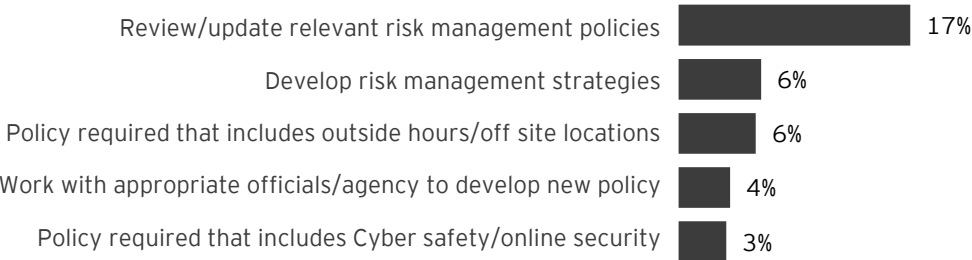
How would you rate your readiness for compliance with Standard 6?
(n=942)



	Agree %	(n=)
Your school's governing authority develops and implements risk management strategies regarding child safety in school environments	80	(942)
Your school's risk management strategies include the needs of all children in your school's environments and the activities to be undertaken	81	(942)
Your school draws on external expertise or resources to reflect on the adequacy of its risk management approaches	62	(941)

What further actions do you propose to take to respond to Standard 6?
(n=1070)

*Note: Responses below 3% not shown



What other assistance would you require to help your school meet Standard 6?
(n=722)



Secondary schools are less likely to have policies that mitigate the risk of child abuse in online environments

- More medium sized schools (251 to 500 enrolments) have risk management strategies for online school environments than larger and smaller schools.

Standard 6 subgroup analysis														
	Total % (n=)	School Type				Sector			Enrolments				Location	
		Primary %	Secondary %	Pri & Sec %	Specialist %	Government %	Catholic %	Independent %	0-100 %	101-250 %	251-500 %	501+ %	Metro %	Regional %
How would you rate your readiness for compliance with Standard 6? (Ready or Mostly ready)	60 (942)	58 (646)	66 (149)	59 (104)	75 (52)	61 (613)	59 (240)	57 (89)	51 (156)	57 (225)	61 (269)	65 (292)	62 (547)	57 (395)
Does your school require further guidance to meet Standard 6? - Yes	65 (910)	66 (622)	64 (143)	67 (101)	49▼ (53)	63 (594)	73▲ (230)	62 (86)	63 (149)	70 (219)	65 (259)	62 (283)	64 (532)	67 (378)
All campuses	70 (946)	69 (645)	71 (151)	75 (106)	77 (53)	70 (616)	69 (240)	71 (90)	70 (155)	68 (227)	71 (269)	72 (295)	71 (551)	69 (395)
Online school environments (including email and intranet systems)	76 (946)	78 (647)	66▼ (150)	75 (106)	79 (52)	75 (615)	79 (241)	74 (90)	75 (155)	73 (226)	82▲ (270)	73 (295)	78 (552)	73 (394)
All other location provided by the school for a child's use (including locations used for school camps, sporting events, excursions, competitions and other events)	73 (943)	73 (644)	71 (150)	73 (106)	79 (52)	74 (614)	72 (239)	69 (90)	74 (154)	74 (227)	71 (268)	73 (294)	74 (551)	72 (392)
Your schools governing authority develops and implements risk management strategies regarding child safety in school environments	80 (942)	80 (644)	79 (150)	74 (104)	87 (53)	82▲ (612)	75 (240)	73 (90)	76 (156)	78 (226)	81 (268)	81 (292)	82 (549)	76▼ (393)
Your schools risk management strategies include the needs of all children in your school's environments and the activities to be undertaken	81 (942)	82 (644)	81 (150)	78 (104)	81 (53)	84▲ (612)	76 (240)	77 (90)	78 (156)	79 (225)	84 (269)	83 (292)	83 (549)	79 (393)
Your school draws on external expertise or resources to reflect on the adequacy of its risk management approaches	62 (941)	61 (642)	64 (150)	66 (105)	68 (53)	60 (612)	66 (239)	63 (90)	52▼ (157)	57 (226)	67 (267)	67 (291)	64 (547)	59 (394)
Q34. Your school's risk management strategies regarding child safety identify and mitigate the risk(s) of														
Q36. Does your school require further guidance to meet Standard 6?														
Q37. What other assistance would you require to help your school meet Standard 6?														
Q33. Your school's...														

▲ ▼ subgroups significantly higher/lower

Independent schools are proposing to take more actions in response to Standard 6

- In response to Standard 6 Independent schools are more likely to review relevant risk management policies, update policy to include outside hours and off site locations, and work with officials to develop new policy than Government and Catholic schools.
- Catholic and Independent schools are more likely to access specialist advice to help meet Standard 6 than Government schools.

Response to Standard 6 subgroup analysis: What further actions do you propose to take to respond to Standard 6

	Total (1070) %	School Type				Sector			Enrolments				Location	
		Primary (744) %	Secondary (163) %	Pri & Sec (113) %	Specialist (59) %	Government (705) %	Catholic (268) %	Independent (97) %	0-100 (189) %	101-250 (262) %	251-500 (300) %	501+ (319) %	Metro (614) %	Regional (456) %
Review/update relevant risk management policies	17	13 ▼	23	32 ▲	15	13 ▼	19 ▲	35 ▲	11	18	17	19	19	14
Develop risk management strategies	6	6	7	6	8	5	8	9	6	7	5	6	7	5
Policy required that includes outside hours/off site locations	6	4 ▼	8	13 ▲	3	4	6	13 ▲	2	5	6	8	7	4
Work with the appropriate officials/agency to develop new policy	4	3	5	7	5	2 ▼	5	9 ▲	2	4	4	4	4	4
Policy required that includes Cyber safety/online security	3	2 ▼	8 ▲	5	3	2 ▼	6	7	3	2	3	6	3	4

Response to Standard 6 subgroup analysis: What other assistance would you require to help your school meet Standard 6?

	Total (722) %	School Type				Sector			Enrolments				Location	
		Primary (491) %	Secondary (117) %	Pri & Sec (84) %	Specialist (35) %	Government (460) %	Catholic (195) %	Independent (67) %	0-100 (120) %	101-250 (177) %	251-500 (207) %	501+ (218) %	Metro (421) %	Regional (301) %
Sample text to include in your strategic and policy document	87	87	85	85	89	86	89	84	84	91	86	85	87	86
Provide resources to be accessed by the school community	65	64	65	69	57	64	67	64	63	65	64	66	66	62
Checklists / flowcharts	64	64	68	63	60	63	67	64	66	64	63	65	64	65
Online training module	44	44	44	49	37	42	49	49	49	49	37	45	44	45
Presentations / briefings	34	35	32	33	37	31	40	37	38	36	29	35	35	32
Access to specialist advice	33	32	36	36	31	29	37	45	31	32	29	37	37	26

▲ ▼ subgroups significantly higher/lower

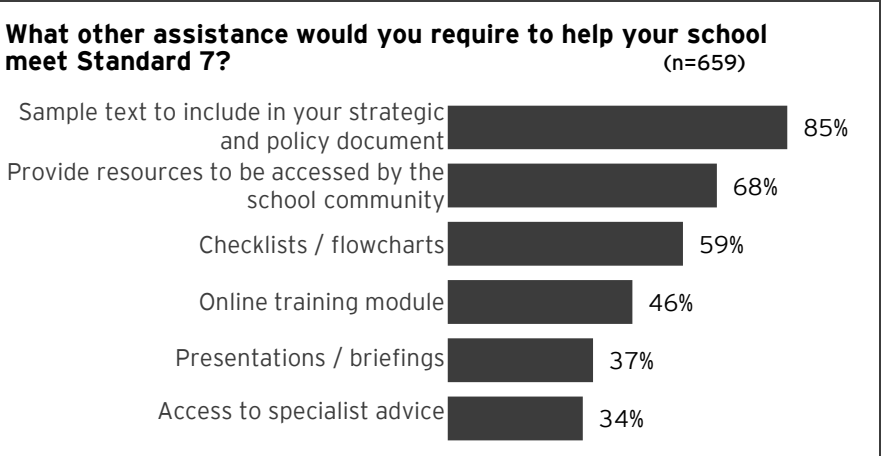
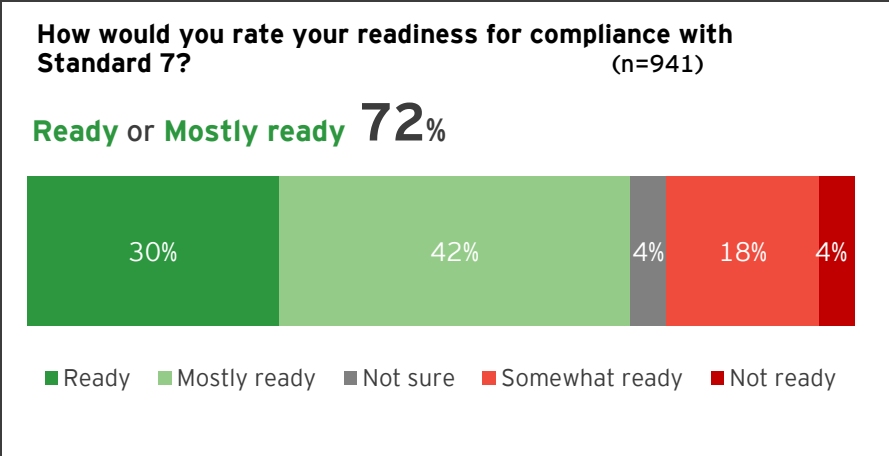
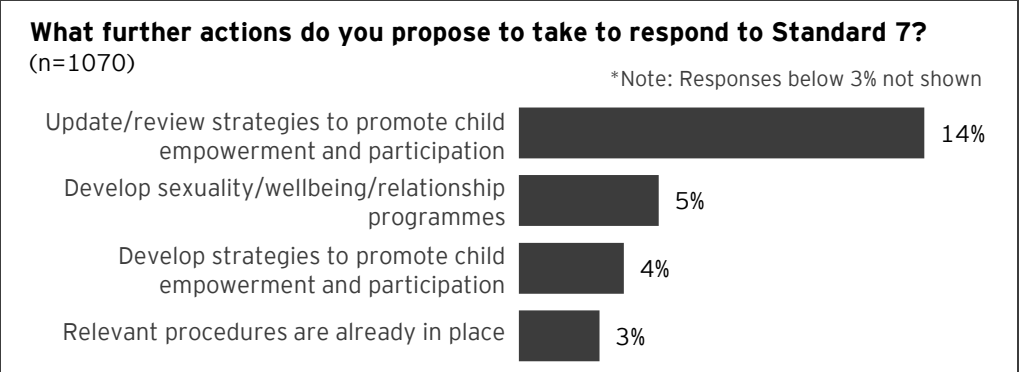
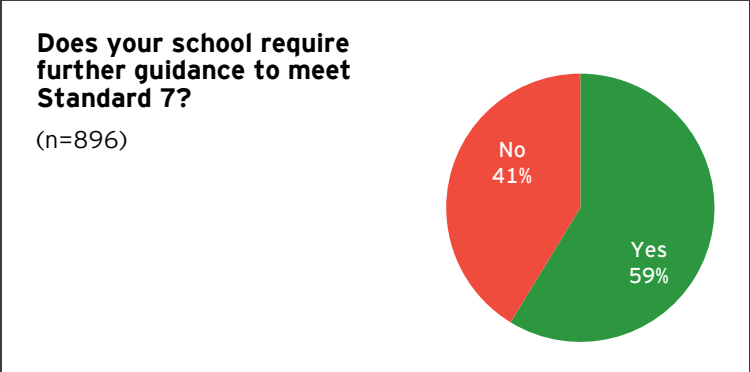


Standard 7:

Strategies to promote the participation and empowerment of children

Standard 7

	Agree %	(n=)
Your school has child safe practices that promote children's awareness of acceptable and unacceptable behaviour	91	(948)
Your school has processes in place to support students understand their rights and enable students to raise child safety concerns in all school environments and outside of school hours	82	(947)
Your school has processes in place for the implementation of educational strategies covering resilience and healthy and respectful relationships (including sexuality)	89	(945)
Your school has processes in place that are inclusive of the needs of all children, particularly children who are vulnerable due to age, family circumstances, abilities or Indigenous, cultural, or linguistic background.	86	(945)



Metropolitan schools are more ready for Standard 7 compliance than Regional schools

- Nearly four in five Metropolitan schools are ready for Standard 7, significantly more than Regional schools.
- Catholic schools are more likely to require further guidance to meet Standard 7 than Government and Independent schools.

Standard 7 subgroup analysis														
	Total % (n=)	School Type				Sector			Enrolments				Location	
		Primary %	Secondary %	Pri & Sec %	Specialist %	Government %	Catholic %	Independent %	0-100 %	101-250 %	251-500 %	501+ %	Metro %	Regional %
How would you rate your readiness for compliance with Standard 7? (Ready or Mostly ready)	73 (941)	69▼ (643)	85▲ (150)	74 (105)	81 (52)	73 (613)	72 (239)	75 (89)	60▼ (156)	72 (228)	74 (266)	79 (291)	77▲ (546)	67▼ (395)
Does your school require further guidance to meet Standard 7? - Yes	59 (896)	60 (615)	55 (141)	59 (99)	50 (50)	57▼ (581)	66▲ (229)	52▼ (86)	57 (148)	64▲ (219)	59 (252)	55▼ (277)	59 (521)	58 (375)
Child safe practices that promote children's awareness of acceptable and unacceptable behaviour	91 (948)	91 (647)	91 (150)	88 (106)	96 (54)	94▲ (618)	86▼ (239)	87 (91)	90 (157)	92 (228)	90 (269)	92 (294)	92 (554)	90 (394)
Processes in place to support students understand their rights and enable students to raise child safety concerns in all school environments and outside of school hours	82 (947)	81 (646)	85 (150)	79 (106)	87 (54)	85▲ (617)	75▼ (239)	76 (91)	76 (157)	82 (228)	84 (268)	83 (294)	83 (553)	80 (394)
Processes in place for the implementation of educational strategies covering resilience and healthy and respectful relationships (including sexuality)	89 (945)	87 (645)	90 (150)	94 (105)	96 (54)	89 (615)	87 (239)	91 (91)	87 (157)	88 (225)	86 (269)	93 (294)	89 (552)	89 (393)
Processes in place that are inclusive of the needs of all children, particularly children who are vulnerable due to age, family circumstances, abilities or Indigenous, cultural, or linguistic background.	86 (945)	86 (644)	89 (150)	81 (106)	93 (54)	88 (615)	82 (239)	84 (91)	80 (157)	86 (226)	88 (269)	87 (293)	88 (552)	83 (393)

▲ ▼ subgroups significantly higher/lower

- Q39. Your school's...
- Q41. After thinking about your answers to these questions and the other things your school is doing, how would you rate your readiness for compliance with Standard 5?
- Q42. Does your school require further guidance to meet Standard 5?
- Q43. What other assistance would you require to help your school meet Standard 5?

Development of wellbeing programmes are more likely by Catholic and Independent schools as a response to Standard 7

- Independent and Catholic schools are more likely to develop sexuality, wellbeing or relationship programmes as a further response to Standard 7 than Government schools.
- More Metropolitan schools are looking to update their strategies to promote child empowerment than Regional schools.

Response to Standard 7 subgroup analysis: What further actions do you propose to take to respond to Standard 7?														
	Total (1070)	School Type				Sector			Enrolments				Location	
		Primary (744)	Secondary (163)	Pri & Sec (113)	Specialist (59)	Government (705)	Catholic (268)	Independent (97)	0-100 (189)	101-250 (262)	251-500 (300)	501+ (319)	Metro (614)	Regional (456)
	%	%	%	%	%	%	%	%	%	%	%	%	%	%
Update/review strategies to promote child empowerment and participation	16	14	18	26▲	12	14	16	28▲	11	13	18	18	18	13
Develop sexuality/wellbeing/relationship programmes	5	4▼	9	9	2	4	6	10	3	4	5	7	6	3
Develop strategies to promote child empowerment and participation	4	4	4	5	7	3	6	6	5	5	4	3	4	4
Relevant procedures are already in place	3	2	7	4	2	2▼	6▲	4	1	3	3	3	3	3

Response to Standard 7 subgroup analysis: What other assistance would you require to help your school meet Standard 7?														
	Total (659)	School Type				Sector			Enrolments				Location	
		Primary (456)	Secondary (102)	Pri & Sec (75)	Specialist (31)	Government (411)	Catholic (187)	Independent (61)	0-100 (113)	101-250 (162)	251-500 (189)	501+ (195)	Metro (380)	Regional (279)
	%	%	%	%	%	%	%	%	%	%	%	%	%	%
Sample text to include in your strategic and policy document	86	87	88	81	71	86	87	79	84	86	87	86	85	87
Provide resources to be accessed by the school community	68	68	65	65	81	66	72	67	75	69	64	67	69	66
Checklists / flowcharts	59	60	58	56	58	60	58	56	58	62	59	58	61	57
Online training module	46	45	52	48	48	45	48	49	56	47	39	48	45	48
Presentations / briefings	37	36	36	39	42	33	41	46	40	36	32	40	39	33
Access to specialist advice	34	32	37	35	45	32	35	46	37	35	27	38	38	29

▲ ▼ subgroups significantly higher/lower



8 Exhibition St
Melbourne VIC 3000 Australia
GPO Box 67 Melbourne VIC 3001
T 61 3 9288 8651

680 George St
Sydney NSW 2000 Australia
GPO Box 2646 Sydney NSW 2001
T 61 2 9248 5060



EY | Assurance | Tax | Transactions | Advisory

About EY

EY is a global leader in assurance, tax, transaction and advisory services. The insights and quality services we deliver help build trust and confidence in the capital markets and in economies the world over. We develop outstanding leaders who team to deliver on our promises to all of our stakeholders. In so doing, we play a critical role in building a better working world for our people, for our clients and for our communities.

EY refers to the global organisation, and may refer to one or more, of the member firms of Ernst & Young Global Limited, each of which is a separate legal entity. Ernst & Young Global Limited, a UK company limited by guarantee, does not provide services to clients. For more information about our organisation, please visit ey.com.

© 2016 Ernst & Young, Australia.
All Rights Reserved.

ED None.

eysweeney.com.au